BRADY®
WHEN PERFORMANCE MATTERS MOST™

INDUSTRIAL, ELECTRONIC & ELECTRICAL

IDENTIFICATION

BradyID.com

High-performance solutions for Industrial ID, Wire & Cable ID, Product ID and more.

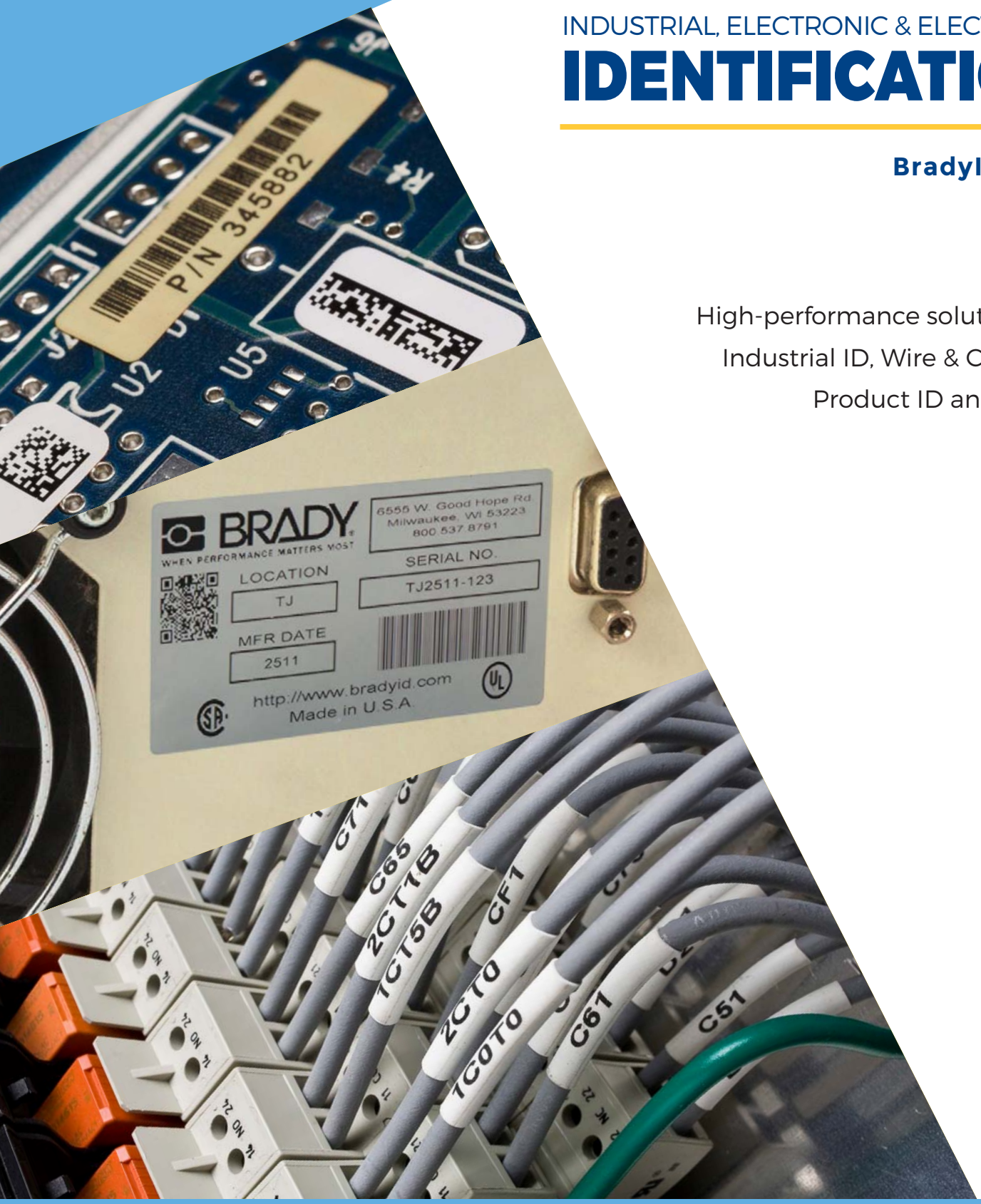

Circuit Board Materials

BradyID.com



Circuit Board Identification Material

Improve processes and reduce operating costs with clearly identified circuit boards.

Brady's circuit board material, or PCB labels, are polyimide labels that can withstand the high heats and powerful chemicals used in PCB manufacturing. Brady offers PCB labels in a variety of materials, including anti-static PCB labels and labels for auto-apply applications. These high temp circuit board materials can improve your processes and reduce operating costs by identifying your circuit boards throughout the entire PCB manufacturing process.

Understanding THT Label Part Numbers

Example:

THT-5-423-10

Technology: Thermal Transfer

Die Cut: #5, 1.000" x 0.500"

Material Number: B-423, Gloss White Polyester

Quantity: Multiply by 1,000 10 x 1,000 = 10,000

Printer Compatibility

All circuit board parts shown on the following pages are compatible with the following printers unless otherwise noted.

Bradyprinter™ PR Plus Printers

See Page 130

Brady IP™ Printer

See Page 128

BBP®12 Label Printer

3" Core Label Rolls are compatible when used with Media Holder accessory.

B-436 Removable Polyimide Material

Color: Amber **Finish: Matte**

Amber polyimide material with matte finish for thermal transfer printing. Removal silicone adhesive for temporary preprocess labeling on printed circuit board or electronic components that require clean removability.

Performance Attributes:

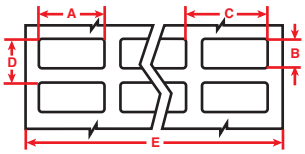

Figure 1

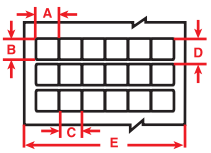

Figure 4

Diagram	Catalog #	Material	Color	Label Width A Inch (mm)	Label Height B Inch (mm)	Horiz. Repeat C Inch (mm)	Vert. Repeat D Inch (mm)	Web Width E Inch (mm)	Labels Per Row	Labels Per Pkg	Rec. Ribbon
Fig. 4	THT-11-436-10	Polyimide	Amber	0.250 (6.4)	0.250 (6.4)	0.250 (6.4)	0.375 (9.5)	3.200 (81.3)	12	10,000	R4300
Fig. 1	THT-14-436-10	Polyimide	Amber	0.650 (16.5)	0.200 (5.1)	0.700 (17.8)	0.300 (7.6)	2.950 (74.9)	4	10,000	R4300
Fig. 1	THT-1-436-10	Polyimide	Amber	0.750 (19.1)	0.250 (6.4)	0.800 (20.3)	0.350 (8.9)	3.350 (85.1)	4	10,000	R4307, R4707

IP and PR Plus Print Ribbons on page 134.
Full Material Properties on page 227.

B-473 Electrostatic Dissipative Polyester Material

Color: White **Finish: Gloss**

White polyester with glossy finish used for printed circuit board and electronic component post-process labeling. Features a permanent static dissipative adhesive and a static dissipative release liner. Surface resistivity values in the recommended range for dissipative ESD packing materials. Also meets requirements of EIA-541 "Packaging Material Standards for ESD Sensitive Items."

Performance Attributes:



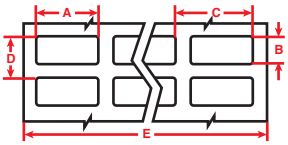

Figure 1

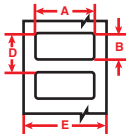

Figure 2

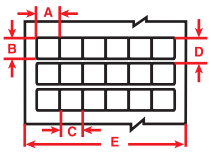

Figure 4

Diagram	Catalog #	Material	Color	Label Width A Inch (mm)	Label Height B Inch (mm)	Horiz. Repeat C Inch (mm)	Vert. Repeat D Inch (mm)	Web Width E Inch (mm)	Labels Per Row	Labels Per Pkg	Rec. Ribbon
Fig. 4	THT-11-473-10	Polyester	White	0.250 (6.4)	0.250 (6.4)	0.250 (6.4)	0.375 (9.5)	3.200 (81.3)	12	10,000	R6002
Fig. 1	THT-70-473-20	Polyester	White	0.250 (6.4)	0.250 (6.4)	0.320 (8.1)	0.350 (8.9)	2.370 (60.2)	7	20,000	R6000
Fig. 1	THT-38-473-10	Polyester	White	0.375 (9.5)	0.375 (9.5)	0.437 (11.1)	0.475 (12.1)	3.200 (81.3)	7	10,000	R6002
Fig. 1	THT-12-473-10	Polyester	White	0.500 (12.7)	0.437 (11.1)	0.662 (16.8)	0.537 (13.6)	3.350 (85.1)	5	10,000	R6002
Fig. 1	THT-36-473-10	Polyester	White	0.500 (12.7)	0.200 (5.1)	0.625 (15.9)	0.300 (7.6)	3.200 (81.3)	5	10,000	R6002
Fig. 1	THT-96-473-10	Polyester	White	0.500 (12.7)	0.275 (7.0)	0.600 (15.2)	0.375 (9.5)	2.500 (63.5)	4	10,000	R6002
Fig. 2	THT-97-473-10	Polyester	White	0.500 (12.7)	0.200 (5.1)	-	0.300 (7.6)	0.700 (17.8)	1	10,000	R6011
Fig. 1	THT-14-473-10	Polyester	White	0.650 (16.5)	0.200 (5.1)	0.700 (17.8)	0.300 (7.6)	2.950 (74.9)	4	10,000	R6002
Fig. 2	THT-47-473-10	Polyester	White	0.650 (16.5)	0.200 (5.1)	-	0.300 (7.6)	0.850 (21.6)	1	10,000	R6011
Fig. 1	THT-57-473-10	Polyester	White	0.700 (17.8)	0.375 (9.5)	0.800 (20.3)	0.475 (12.1)	3.350 (85.1)	4	10,000	R6007
Fig. 1	THT-1-473-10	Polyester	White	0.750 (19.1)	0.250 (6.4)	0.800 (20.3)	0.350 (8.9)	3.350 (85.1)	4	10,000	R6007
Fig. 2	THT-46-473-10	Polyester	White	0.750 (19.1)	0.250 (6.4)	-	0.350 (8.9)	0.950 (24.1)	1	10,000	R6006
Fig. 1	THT-2-473-10	Polyester	White	0.900 (22.9)	0.250 (6.4)	1.125 (28.6)	0.350 (8.9)	3.350 (85.1)	3	10,000	R6007
Fig. 2	THT-49-473-10	Polyester	White	0.900 (22.9)	0.250 (6.4)	-	0.350 (8.9)	1.100 (27.9)	1	10,000	R6006
Fig. 2	THT-103-473-10	Polyester	White	1.000 (25.4)	0.250 (6.4)	-	0.350 (8.9)	1.200 (30.5)	1	10,000	R6006
Fig. 1	THT-3-473-10	Polyester	White	1.000 (25.4)	0.375 (9.5)	1.075 (27.3)	0.475 (12.1)	3.350 (85.1)	3	10,000	R6007
Fig. 1	THT-5-473-10	Polyester	White	1.000 (25.4)	0.500 (12.7)	1.075 (27.3)	0.600 (15.2)	3.350 (85.1)	3	10,000	R6007
Fig. 2	THT-58-473-10	Polyester	White	1.000 (25.4)	0.375 (9.5)	-	0.475 (12.1)	1.200 (30.5)	1	10,000	R6006
Fig. 2	THT-59-473-10	Polyester	White	1.000 (25.4)	0.500 (12.7)	-	0.600 (15.2)	1.200 (30.5)	1	10,000	R6006
Fig. 1	THT-13-473-10	Polyester	White	1.250 (31.8)	0.250 (6.4)	1.300 (33.0)	0.375 (9.5)	2.750 (69.9)	2	10,000	R6002
Fig. 2	THT-43-473-10	Polyester	White	1.250 (31.8)	0.250 (6.4)	-	0.350 (8.9)	1.450 (36.8)	1	10,000	R6006
Fig. 1	THT-4-473-10	Polyester	White	1.500 (38.1)	0.250 (6.4)	1.650 (41.9)	0.350 (8.9)	3.350 (85.1)	2	10,000	R6007
Fig. 2	THT-45-473-10	Polyester	White	1.500 (38.1)	0.250 (6.4)	-	0.350 (8.9)	1.700 (43.2)	1	10,000	R6000
Fig. 2	THT-15-473-2.5	Polyester	White	2.000 (50.8)	0.250 (6.4)	-	0.375 (9.5)	2.200 (55.9)	1	2,500	R6000
Fig. 2	THT-48-473-10	Polyester	White	2.000 (50.8)	0.250 (6.4)	-	0.350 (8.9)	2.200 (55.9)	1	10,000	R6000

IP and PR Plus Print Ribbons on page 134.
Full Material Properties on page 227.

Circuit Board Materials

BradyID.com

B-717 Electrostatic Dissipative Polyimide Material

Color: White **Finish: Gloss**

High temperature white polyimide material (2 mil) with glossy finish. Features a permanent static dissipative adhesive and a static dissipative release liner. Withstands wave solder environments for printed circuit board and electronic component preprocess labeling. Surface resistivity values in the recommended range for Dissipative ESD packaging materials. Also meets requirements of EIA-541 "Packaging Material Standards for ESD Sensitive Items."



Performance Attributes:

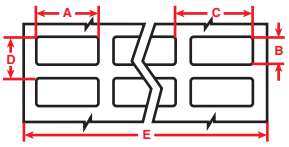

Figure 1

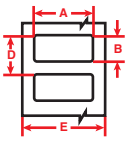

Figure 2

Diagram	Catalog #	Material	Color	Label Width A Inch (mm)	Label Height B Inch (mm)	Horiz. Repeat C Inch (mm)	Vert. Repeat D Inch (mm)	Web Width E Inch (mm)	Labels Per Row	Labels Per Pkg	Rec. Ribbon
Fig. 1	THT-70-717-20	Polyimide	White	0.250 (6.4)	0.250 (6.4)	0.320 (8.1)	0.350 (8.9)	2.370 (60.2)	7	20,000	R6000
Fig. 1	THT-38-717-10	Polyimide	White	0.375 (9.5)	0.375 (9.5)	0.437 (11.1)	0.475 (12.1)	3.200 (81.3)	7	10,000	R6002
Fig. 1	THT-12-717-10	Polyimide	White	0.500 (12.7)	0.437 (11.1)	0.662 (16.8)	0.537 (13.6)	3.350 (85.1)	5	10,000	R6007
Fig. 1	THT-96-717-10	Polyimide	White	0.500 (12.7)	0.275 (7.0)	0.600 (15.2)	0.375 (9.5)	2.500 (63.5)	4	10,000	R6002
Fig. 2	THT-97-717-10	Polyimide	White	0.500 (12.7)	0.200 (5.1)	-	0.300 (7.6)	0.700 (17.8)	1	10,000	R6011
Fig. 2	THT-99-717-10	Polyimide	White	0.500 (12.7)	0.500 (12.7)	-	0.600 (15.2)	0.700 (17.8)	1	10,000	R6011
Fig. 1	THT-14-717-10	Polyimide	White	0.650 (16.5)	0.200 (5.1)	0.700 (17.8)	0.300 (7.6)	2.950 (74.9)	4	10,000	R6002
Fig. 2	THT-47-717-10	Polyimide	White	0.650 (16.5)	0.200 (5.1)	-	0.300 (7.6)	0.850 (21.6)	1	10,000	R6011
Fig. 1	THT-1-717-10	Polyimide	White	0.750 (19.1)	0.250 (6.4)	0.800 (20.3)	0.350 (8.9)	3.350 (85.1)	4	10,000	R6007
Fig. 2	THT-46-717-10	Polyimide	White	0.750 (19.1)	0.250 (6.4)	-	0.350 (8.9)	0.950 (24.1)	1	10,000	R6006
Fig. 2	THT-103-717-10	Polyimide	White	1.000 (25.4)	0.250 (6.4)	-	0.350 (8.9)	1.200 (30.5)	1	10,000	R6006
Fig. 2	THT-42-717-10	Polyimide	White	1.000 (25.4)	0.187 (4.8)	-	0.287 (6.9)	1.200 (30.5)	1	10,000	R6006
Fig. 2	THT-59-717-10	Polyimide	White	1.000 (25.4)	0.500 (12.7)	-	0.600 (15.2)	1.200 (30.5)	1	10,000	R6006
Fig. 2	THT-43-717-10	Polyimide	White	1.250 (31.8)	0.250 (6.4)	-	0.350 (8.9)	1.450 (36.8)	1	10,000	R6006
Fig. 2	THT-44-717-10	Polyimide	White	1.375 (34.9)	0.250 (6.4)	-	0.350 (8.9)	1.600 (40.6)	1	10,000	R6000
Fig. 2	THT-45-717-10	Polyimide	White	1.500 (38.1)	0.250 (6.4)	-	0.350 (8.9)	1.700 (43.2)	1	10,000	R6000
Fig. 2	THT-60-717-10	Polyimide	White	1.500 (38.1)	0.125 (3.2)	-	0.225 (5.7)	1.700 (43.2)	1	10,000	R6000
Fig. 2	THT-15-717-2.5	Polyimide	White	2.000 (50.8)	0.250 (6.4)	-	0.375 (9.5)	2.200 (55.9)	1	2,500	R6000
Fig. 2	THT-48-717-10	Polyimide	White	2.000 (50.8)	0.250 (6.4)	-	0.350 (8.9)	2.200 (55.9)	1	10,000	R6000

Did You Know? Custom Label Offerings

Don't see a stock label in the size, configuration or color needed for your particular application?

Brady offers custom label capability for many of the materials in this catalog. Our dedicated, experienced custom quoting team can provide pricing for your unique label needs.

Contact Brady Customer Service at 1-888-272-3946 for more information and to order your custom labels.

IP and PR Plus Print Ribbons on page 134.
Full Material Properties on page 227.

B-718 Electrostatic Dissipative Polyimide Material

Color: White **Finish: Gloss**

High temperature, low profile white polyimide material (1 mil) with glossy finish. Features a permanent static dissipative adhesive and a static dissipative release liner. Reduced profile and thin, lighter weight label material ideal for high temperature wire marking. Surface resistivity values in the recommended range for Dissipative ESD Packaging Materials. Also meets requirements of EIA-541 "Packaging Material Standards for ESD Sensitive Items."

Performance Attributes:

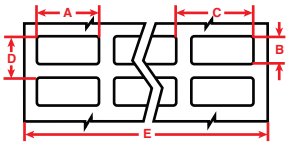

Figure 1

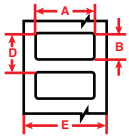

Figure 2

Diagram	Catalog #	Material	Color	Label Width A Inch (mm)	Label Height B Inch (mm)	Horiz. Repeat C Inch (mm)	Vert. Repeat D Inch (mm)	Web Width E Inch (mm)	Labels Per Row	Labels Per Pkg	Rec. Ribbon
Fig. 1	THT-70-718-20	Polyimide	White	0.250 (6.4)	0.250 (6.4)	0.320 (8.1)	0.350 (8.9)	2.370 (60.2)	7	20,000	R6000
Fig. 1	THT-71-718-20	Polyimide	White	0.315 (8.0)	0.315 (8.0)	0.375 (9.5)	0.415 (10.5)	2.390 (60.7)	6	20,000	R6000
Fig. 1	THT-38-718-10	Polyimide	White	0.375 (9.5)	0.375 (9.5)	0.437 (11.1)	0.475 (12.1)	3.200 (81.3)	7	10,000	R6002
Fig. 1	THT-12-718-10	Polyimide	White	0.500 (12.7)	0.437 (11.1)	0.662 (16.8)	0.537 (13.6)	3.350 (85.1)	5	10,000	R6007
Fig. 2	THT-97-718-10	Polyimide	White	0.500 (12.7)	0.200 (5.1)	-	0.300 (7.6)	0.700 (17.8)	1	10,000	R6011
Fig. 1	THT-14-718-10	Polyimide	White	0.650 (16.5)	0.200 (5.1)	0.700 (17.8)	0.300 (7.6)	2.950 (74.9)	4	10,000	R6002
Fig. 2	THT-47-718-10	Polyimide	White	0.650 (16.5)	0.200 (5.1)	-	0.300 (7.6)	0.850 (21.6)	1	10,000	R6011
Fig. 1	THT-1-718-10	Polyimide	White	0.750 (19.1)	0.250 (6.4)	0.800 (20.3)	0.350 (8.9)	3.350 (85.1)	4	10,000	R6007
Fig. 2	THT-46-718-10	Polyimide	White	0.750 (19.1)	0.250 (6.4)	-	0.350 (8.9)	0.950 (24.1)	1	10,000	R6006
Fig. 1	THT-2-718-10	Polyimide	White	0.900 (22.9)	0.250 (6.4)	1.125 (28.6)	0.350 (8.9)	3.350 (85.1)	3	10,000	R6007
Fig. 2	THT-49-718-10	Polyimide	White	0.900 (22.9)	0.250 (6.4)	-	0.350 (8.9)	1.100 (27.9)	1	10,000	R6006
Fig. 2	THT-103-718-10	Polyimide	White	1.000 (25.4)	0.250 (6.4)	-	0.350 (8.9)	1.200 (30.5)	1	10,000	R6006
Fig. 1	THT-3-718-10	Polyimide	White	1.000 (25.4)	0.375 (9.5)	1.075 (27.3)	0.475 (12.1)	3.350 (85.1)	3	10,000	R6007
Fig. 2	THT-42-718-10	Polyimide	White	1.000 (25.4)	0.187 (4.8)	-	0.287 (6.9)	1.200 (30.5)	1	10,000	R6006
Fig. 1	THT-5-718-10	Polyimide	White	1.000 (25.4)	0.500 (12.7)	1.075 (27.3)	0.600 (15.2)	3.350 (85.1)	3	10,000	R6007
Fig. 2	THT-58-718-10	Polyimide	White	1.000 (25.4)	0.375 (9.5)	-	0.475 (12.1)	1.200 (30.5)	1	10,000	R6006
Fig. 2	THT-59-718-10	Polyimide	White	1.000 (25.4)	0.500 (12.7)	-	0.600 (15.2)	1.200 (30.5)	1	10,000	R6006
Fig. 1	THT-29-718-10	Polyimide	White	1.250 (31.8)	0.375 (9.5)	1.300 (33.0)	0.475 (12.1)	2.750 (69.9)	2	10,000	R6002
Fig. 2	THT-43-718-10	Polyimide	White	1.250 (31.8)	0.250 (6.4)	-	0.350 (8.9)	1.450 (36.8)	1	10,000	R6006
Fig. 2	THT-44-718-10	Polyimide	White	1.375 (34.9)	0.250 (6.4)	-	0.350 (8.9)	1.600 (40.6)	1	10,000	R6000
Fig. 1	THT-4-718-10	Polyimide	White	1.500 (38.1)	0.250 (6.4)	1.650 (41.9)	0.350 (8.9)	3.350 (85.1)	2	10,000	R6007
Fig. 2	THT-45-718-10	Polyimide	White	1.500 (38.1)	0.250 (6.4)	-	0.350 (8.9)	1.700 (43.2)	1	10,000	R6000
Fig. 2	THT-72-718-10	Polyimide	White	1.750 (44.5)	0.250 (6.4)	-	0.350 (8.9)	1.950 (49.5)	1	10,000	R6000
Fig. 2	THT-48-718-10	Polyimide	White	2.000 (50.8)	0.250 (6.4)	-	0.350 (8.9)	2.200 (55.9)	1	10,000	R6000

Did You Know?

Brady teamed up with ZESTRON, Kyzen and market leaders in high precision cleaning process solutions, to conduct extensive chemical compatibility testing on Brady's line of polyimide labels, which are commonly used as printed circuit board (PCB) identification labels.

According to the test results, all Brady polyimide labels submitted can successfully withstand ZESTRON and Kyzen's latest cleaning chemicals – these test results are critically important to circuit board manufacturers, as they ensure that Brady polyimide labels will stay adhered and legible throughout the whole circuit board production process including in-line aqueous cleaning systems.

To view the complete test results, visit **www.BradyID.com.**

IP and PR Plus Print Ribbons on page 134.
Full Material Properties on page 227.

Circuit Board Materials

BradyID.com

B-719 Electrostatic Dissipative Polyimide Material

Color: White **Finish: Matte**

High temperature, low profile white polyimide material (1 mil) with a permanent static dissipative adhesive and static dissipative release liner. Similar to B-718, but with a matte topcoat, which prevents solder balls from sticking after molten wave solder exposure. Surface resistivity values in the recommended range for Dissipative ESD packaging materials. Also meets requirements of EIA-541 "Packaging Material Standards for ESD Sensitive Items."

Performance Attributes:

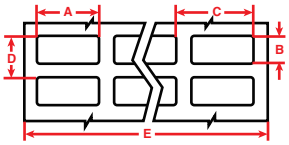

Figure 1

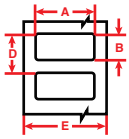

Figure 2

Diagram	Catalog #	Material	Color	Label Width A Inch (mm)	Label Height B Inch (mm)	Horiz. Repeat C Inch (mm)	Vert. Repeat D Inch (mm)	Web Width E Inch (mm)	Labels Per Row	Labels Per Pkg	Rec. Ribbon
Fig. 1	THT-70-719-20	Polyimide	White	0.250 (6.4)	0.250 (6.4)	0.320 (8.1)	0.350 (8.9)	2.370 (60.2)	7	20,000	R6000
Fig. 1	THT-71-719-20	Polyimide	White	0.315 (8.0)	0.315 (8.0)	0.375 (9.5)	0.415 (10.5)	2.390 (60.7)	6	20,000	R6000
Fig. 1	THT-38-719-10	Polyimide	White	0.375 (9.5)	0.375 (9.5)	0.437 (11.1)	0.475 (12.1)	3.200 (81.3)	7	10,000	R6002, R4702
Fig. 1	THT-12-719-10	Polyimide	White	0.500 (12.7)	0.437 (11.1)	0.662 (16.8)	0.537 (13.6)	3.350 (85.1)	5	10,000	R6007, R4707
Fig. 2	THT-99-719-10	Polyimide	White	0.500 (12.7)	0.500 (12.7)	-	0.600 (15.2)	0.700 (17.8)	1	10,000	R6011
Fig. 1	THT-14-719-10	Polyimide	White	0.650 (16.5)	0.200 (5.1)	0.700 (17.8)	0.300 (7.6)	2.950 (74.9)	4	10,000	R6002, R4702
Fig. 2	THT-47-719-10	Polyimide	White	0.650 (16.5)	0.200 (5.1)	-	0.300 (7.6)	0.850 (21.6)	1	10,000	R6011
Fig. 1	THT-1-719-10	Polyimide	White	0.750 (19.1)	0.250 (6.4)	0.800 (20.3)	0.350 (8.9)	3.350 (85.1)	4	10,000	R6007, R4707
Fig. 2	THT-46-719-10	Polyimide	White	0.750 (19.1)	0.250 (6.4)	-	0.350 (8.9)	0.950 (24.1)	1	10,000	R6006, R4706
Fig. 1	THT-2-719-10	Polyimide	White	0.900 (22.9)	0.250 (6.4)	1.125 (28.6)	0.350 (8.9)	3.350 (85.1)	3	10,000	R6007, R4707
Fig. 2	THT-49-719-10	Polyimide	White	0.900 (22.9)	0.250 (6.4)	-	0.350 (8.9)	1.100 (27.9)	1	10,000	R6006, R4706
Fig. 2	THT-103-719-10	Polyimide	White	1.000 (25.4)	0.250 (6.4)	-	0.350 (8.9)	1.200 (30.5)	1	10,000	R6006, R4706
Fig. 1	THT-3-719-10	Polyimide	White	1.000 (25.4)	0.375 (9.5)	1.075 (27.3)	0.475 (12.1)	3.350 (85.1)	3	10,000	R6007, R4707
Fig. 2	THT-42-719-10	Polyimide	White	1.000 (25.4)	0.187 (4.8)	-	0.287 (6.9)	1.200 (30.5)	1	10,000	R6006, R4706
Fig. 1	THT-5-719-10	Polyimide	White	1.000 (25.4)	0.500 (12.7)	1.075 (27.3)	0.600 (15.2)	3.350 (85.1)	3	10,000	R6007, R4707
Fig. 2	THT-58-719-10	Polyimide	White	1.000 (25.4)	0.375 (9.5)	-	0.475 (12.1)	1.200 (30.5)	1	10,000	R6006, R4706
Fig. 2	THT-59-719-10	Polyimide	White	1.000 (25.4)	0.500 (12.7)	-	0.600 (15.2)	1.200 (30.5)	1	10,000	R6006, R4706
Fig. 1	THT-29-719-10	Polyimide	White	1.250 (31.8)	0.375 (9.5)	1.300 (33.0)	0.475 (12.1)	2.750 (69.9)	2	10,000	R6002, R4702
Fig. 2	THT-43-719-10	Polyimide	White	1.250 (31.8)	0.250 (6.4)	-	0.350 (8.9)	1.450 (36.8)	1	10,000	R6006, R4706
Fig. 2	THT-45-719-10	Polyimide	White	1.500 (38.1)	0.250 (6.4)	-	0.350 (8.9)	1.700 (43.2)	1	10,000	R6000
Fig. 2	THT-60-719-10	Polyimide	White	1.500 (38.1)	0.125 (3.2)	-	0.225 (5.7)	1.700 (43.2)	1	10,000	R6000
Fig. 2	THT-48-719-10	Polyimide	White	2.000 (50.8)	0.250 (6.4)	-	0.350 (8.9)	2.200 (55.9)	1	10,000	R6000

Did You Know? Electrostatic Dissipative (ESD) Labels

Brady's electrostatic dissipative labels, or ESD labels, meet the requirements of ANSI/ESD S20.20 standard. ESD labels are designed to protect the static-sensitive components of your circuit boards. since when labels are peeled off of their unique ESD liner, they produce only low static discharge voltage.

Available in a variety of types and sizes, Brady's ESD labels can help you reduce damages from static discharge, and keep your product cost down.



IP and PR Plus Print Ribbons on page 134.
Full Material Properties on page 227.

B-724 Ultra Durable Polyimide Material

Color: Amber **Finish: Matte**

Amber high temperature polyimide material with an ultra durable adhesive designed for use with extreme wash protocol and cleaning chemicals. When used with Brady R4300 series ribbons, fulfills requirements for MIL-STD-202G Method 215K and SAE AS81531 Marking of Electrical Insulating Material.

Performance Attributes:



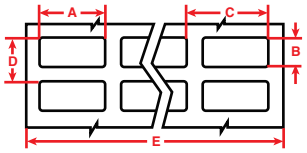

Figure 1

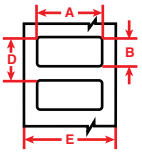

Figure 2

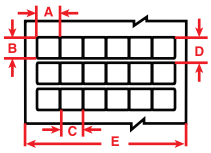

Figure 4

Diagram	Catalog #	Material	Color	Label Width A Inch (mm)	Label Height B Inch (mm)	Horiz. Repeat C Inch (mm)	Vert. Repeat D Inch (mm)	Web Width E Inch (mm)	Labels Per Row	Labels Per Pkg	Rec. Ribbon
Fig. 4	THT-11-724-10	Polyimide	Amber	0.250 (6.4)	0.250 (6.4)	0.250 (6.4)	0.375 (9.5)	3.200 (81.3)	12	10,000	R4300
Fig. 1	THT-38-724-10	Polyimide	Amber	0.375 (9.5)	0.375 (9.5)	0.437 (11.1)	0.475 (12.1)	3.200 (81.3)	7	10,000	R4300
Fig. 1	THT-12-724-10	Polyimide	Amber	0.500 (12.7)	0.437 (11.1)	0.662 (16.8)	0.537 (13.6)	3.350 (85.1)	5	10,000	R4307, R4707
Fig. 1	THT-14-724-10	Polyimide	Amber	0.650 (16.5)	0.200 (5.1)	0.700 (17.8)	0.300 (7.6)	2.950 (74.9)	4	10,000	R4300
Fig. 2	THT-47-724-10	Polyimide	Amber	0.650 (16.5)	0.200 (5.1)	-	0.300 (7.6)	0.850 (21.6)	1	10,000	R4311
Fig. 1	THT-57-724-10	Polyimide	Amber	0.700 (17.8)	0.375 (9.5)	0.800 (20.3)	0.475 (12.1)	3.350 (85.1)	4	10,000	R4307, R4707
Fig. 1	THT-1-724-10	Polyimide	Amber	0.750 (19.1)	0.250 (6.4)	0.800 (20.3)	0.350 (8.9)	3.350 (85.1)	4	10,000	R4307, R4707
Fig. 2	THT-46-724-10	Polyimide	Amber	0.750 (19.1)	0.250 (6.4)	-	0.350 (8.9)	0.950 (24.1)	1	10,000	R4311
Fig. 1	THT-50-724-10	Polyimide	Amber	0.750 (19.1)	0.750 (19.1)	0.800 (20.3)	0.875 (22.2)	3.350 (85.1)	4	10,000	R4307, R4707
Fig. 1	THT-2-724-10	Polyimide	Amber	0.900 (22.9)	0.250 (6.4)	1.125 (28.6)	0.350 (8.9)	3.350 (85.1)	3	10,000	R4307, R4707
Fig. 2	THT-49-724-10	Polyimide	Amber	0.900 (22.9)	0.250 (6.4)	-	0.350 (8.9)	1.100 (27.9)	1	10,000	R4306, R4706
Fig. 2	THT-103-724-10	Polyimide	Amber	1.000 (25.4)	0.250 (6.4)	-	0.350 (8.9)	1.200 (30.5)	1	10,000	R4306, R4706
Fig. 1	THT-3-724-10	Polyimide	Amber	1.000 (25.4)	0.375 (9.5)	1.075 (27.3)	0.475 (12.1)	3.350 (85.1)	3	10,000	R4307, R4707
Fig. 1	THT-41-724-10	Polyimide	Amber	1.000 (25.4)	0.187 (4.8)	1.075 (27.3)	0.287 (7.3)	3.350 (85.1)	3	10,000	R4307, R4707
Fig. 1	THT-51-724-10	Polyimide	Amber	1.000 (25.4)	0.250 (6.4)	1.075 (27.3)	0.375 (9.5)	3.350 (85.1)	3	10,000	R4307, R4707
Fig. 1	THT-5-724-10	Polyimide	Amber	1.000 (25.4)	0.500 (12.7)	1.075 (27.3)	0.600 (15.2)	3.350 (85.1)	3	10,000	R4307, R4707
Fig. 1	THT-13-724-10	Polyimide	Amber	1.250 (31.8)	0.250 (6.4)	1.300 (33.0)	0.375 (9.5)	2.750 (69.9)	2	10,000	R4300
Fig. 1	THT-29-724-10	Polyimide	Amber	1.250 (31.8)	0.375 (9.5)	1.300 (33.0)	0.475 (12.1)	2.750 (69.9)	2	10,000	R4300
Fig. 2	THT-43-724-10	Polyimide	Amber	1.250 (31.8)	0.250 (6.4)	-	0.350 (8.9)	1.450 (36.8)	1	10,000	R4306, R4706
Fig. 2	THT-44-724-10	Polyimide	Amber	1.375 (34.9)	0.250 (6.4)	-	0.350 (8.9)	1.600 (40.6)	1	10,000	R4302
Fig. 1	THT-28-724-10	Polyimide	Amber	1.500 (38.1)	0.125 (3.2)	1.650 (41.9)	0.250 (6.4)	3.350 (85.1)	2	10,000	R4307, R4707
Fig. 1	THT-4-724-10	Polyimide	Amber	1.500 (38.1)	0.250 (6.4)	1.650 (41.9)	0.350 (8.9)	3.350 (85.1)	2	10,000	R4307, R4707
Fig. 2	THT-45-724-10	Polyimide	Amber	1.500 (38.1)	0.250 (6.4)	-	0.350 (8.9)	1.700 (43.2)	1	10,000	R4302, R4702
Fig. 2	THT-15-724-2.5	Polyimide	Amber	2.000 (50.8)	0.250 (6.4)	-	0.375 (9.5)	2.200 (55.9)	1	2,500	R4302, R4702
Fig. 2	THT-48-724-10	Polyimide	Amber	2.000 (50.8)	0.250 (6.4)	-	0.350 (8.9)	2.200 (55.9)	1	10,000	R4302, R4702
Fig. 2	THT-7-724-3	Polyimide	Amber	2.750 (69.9)	1.250 (31.8)	-	1.375 (34.9)	2.950 (74.9)	1	3,000	R4300
Fig. 2	THT-16-724-2.5	Polyimide	Amber	3.000 (76.2)	0.250 (6.4)	-	0.375 (9.5)	3.200 (81.3)	1	2,500	R4300

Did You Know? - Technical Data Sheets

Looking for more information regarding a certain Brady material?

Brady offers online access to Technical Data Sheets for all Brady materials. View by a specific B-Number or search by relevant keywords.

Visit **www.BradyID.com/techdata** for more information.



IP and PR Plus Print Ribbons on page 134.
Full Material Properties on page 227.

Circuit Board Materials

BradyID.com

B-727 Ultra Durable Polyimide Material

Color: White **Finish: Gloss**

High temperature polyimide material (2 mil) with gloss finish withstands wave solder environments for printed circuit board and electronic component preprocess labeling. The ultra durable adhesive is designed for use with extreme wash protocol and cleaning chemicals. Also ideal for use in auto apply equipment.

Performance Attributes:

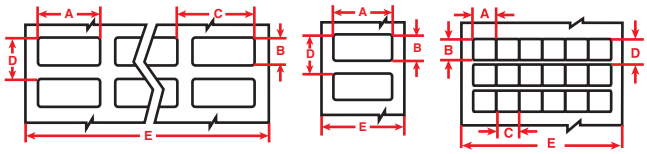

Figure 1 *Figure 2* *Figure 4*

Diagram	Catalog #	Material	Color	Label Width A Inch (mm)	Label Height B Inch (mm)	Horiz. Repeat C Inch (mm)	Vert. Repeat D Inch (mm)	Web Width E Inch (mm)	Labels Per Row	Labels Per Pkg	Rec. Ribbon
Fig. 4	THT-11-727-10	Polyimide	White	0.250 (6.4)	0.250 (6.4)	0.250 (6.4)	0.375 (9.5)	3.200 (81.3)	12	10,000	R6002, R4702
Fig. 1	THT-70-727-20	Polyimide	White	0.250 (6.4)	0.250 (6.4)	0.320 (8.1)	0.350 (8.9)	2.370 (60.2)	7	20,000	R6000
Fig. 2	THTHD-70-727-12	Polyimide	White	0.250 (6.4)	0.250 (6.4)	-	0.350 (8.9)	0.450 (11.4)	1	12,000	R6011
Fig. 1	THT-71-727-20	Polyimide	White	0.315 (8.0)	0.315 (8.0)	0.375 (9.5)	0.415 (10.5)	2.390 (60.7)	6	20,000	R6000
Fig. 1	THT-38-727-10	Polyimide	White	0.375 (9.5)	0.375 (9.5)	0.437 (11.1)	0.475 (12.1)	3.200 (81.3)	7	10,000	R6002, R4702
Fig. 1	THT-12-727-10	Polyimide	White	0.500 (12.7)	0.437 (11.1)	0.662 (16.8)	0.537 (13.6)	3.350 (85.1)	5	10,000	R6002, R4702
Fig. 2	THT-97-727-10	Polyimide	White	0.500 (12.7)	0.200 (5.1)	-	0.300 (7.6)	0.700 (17.8)	1	10,000	R6011
Fig. 1	THT-14-727-10	Polyimide	White	0.650 (16.5)	0.200 (5.1)	0.700 (17.8)	0.300 (7.6)	2.950 (74.9)	4	10,000	R6002, R4702
Fig. 2	THT-47-727-10	Polyimide	White	0.650 (16.5)	0.200 (5.1)	-	0.300 (7.6)	0.850 (21.6)	1	10,000	R6011
Fig. 1	THT-1-727-10	Polyimide	White	0.750 (19.1)	0.250 (6.4)	0.800 (20.3)	0.350 (8.9)	3.350 (85.1)	4	10,000	R6007, R4707
Fig. 2	THT-46-727-10	Polyimide	White	0.750 (19.1)	0.250 (6.4)	-	0.350 (8.9)	0.950 (24.1)	1	10,000	R6006, R4706
Fig. 1	THT-2-727-10	Polyimide	White	0.900 (22.9)	0.250 (6.4)	1.125 (28.6)	0.350 (8.9)	3.350 (85.1)	3	10,000	R6007, R4707
Fig. 2	THT-49-727-10	Polyimide	White	0.900 (22.9)	0.250 (6.4)	-	0.350 (8.9)	1.100 (27.9)	1	10,000	R6006, R4706
Fig. 2	THT-103-727-10	Polyimide	White	1.000 (25.4)	0.250 (6.4)	-	0.350 (8.9)	1.200 (30.5)	1	10,000	R6006, R4706
Fig. 2	THT-42-727-10	Polyimide	White	1.000 (25.4)	0.187 (4.8)	-	0.287 (6.9)	1.200 (30.5)	1	10,000	R6006, R4706
Fig. 2	THT-58-727-10	Polyimide	White	1.000 (25.4)	0.375 (9.5)	-	0.475 (12.1)	1.200 (30.5)	1	10,000	R6006, R4706
Fig. 2	THT-59-727-10	Polyimide	White	1.000 (25.4)	0.500 (12.7)	-	0.600 (15.2)	1.200 (30.5)	1	10,000	R6006, R4706
Fig. 1	THT-13-727-10	Polyimide	White	1.250 (31.8)	0.250 (6.4)	1.300 (33.0)	0.375 (9.5)	2.750 (69.9)	2	10,000	R6002, R4702
Fig. 2	THT-43-727-10	Polyimide	White	1.250 (31.8)	0.250 (6.4)	-	0.350 (8.9)	1.450 (36.8)	1	10,000	R6006, R4706
Fig. 1	THT-40-727-10	Polyimide	White	1.375 (34.9)	0.250 (6.4)	1.475 (37.5)	0.375 (9.5)	3.050 (77.5)	2	10,000	R6002, R4702
Fig. 2	THT-44-727-10	Polyimide	White	1.375 (34.9)	0.250 (6.4)	-	0.350 (8.9)	1.600 (40.6)	1	10,000	R6006, R4706
Fig. 1	THT-4-727-10	Polyimide	White	1.500 (38.1)	0.250 (6.4)	1.650 (41.9)	0.350 (8.9)	3.350 (85.1)	2	10,000	R6007, R4707
Fig. 2	THT-45-727-10	Polyimide	White	1.500 (38.1)	0.250 (6.4)	-	0.350 (8.9)	1.700 (43.2)	1	10,000	R6000
Fig. 2	THT-60-727-10	Polyimide	White	1.500 (38.1)	0.125 (3.2)	-	0.225 (5.7)	1.700 (43.2)	1	10,000	R6000
Fig. 2	THT-72-727-10	Polyimide	White	1.750 (44.5)	0.250 (6.4)	-	0.350 (8.9)	1.950 (49.5)	1	10,000	R6000
Fig. 2	THT-15-727-2.5	Polyimide	White	2.000 (50.8)	0.250 (6.4)	-	0.375 (9.5)	2.200 (55.9)	1	2,500	R6000
Fig. 2	THT-48-727-10	Polyimide	White	2.000 (50.8)	0.250 (6.4)	-	0.350 (8.9)	2.200 (55.9)	1	10,000	R6000
NOTICE BBP®12 PRINTER ONLY: The following part numbers ending with "-SC" are 1" Small Core Rolls for use in the BBP12 Printer only.											
Fig. 1	THT-1-727-5-SC	Polyimide	White	0.750 (19.1)	0.250 (6.4)	0.800 (20.3)	0.350 (8.9)	3.350 (85.1)	4	5,000	R6013

B-728 Polyimide Material

Color: White **Finish: Matte**

2 mil thick white polyimide with a permanent adhesive and a special matte topcoat that prevents solder balls from sticking to the label after molten wave solder exposure.

Performance Attributes:

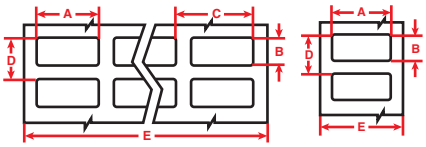

Figure 1 *Figure 2*

Diagram	Catalog #	Material	Color	Label Width A Inch (mm)	Label Height B Inch (mm)	Horiz. Repeat C Inch (mm)	Vert. Repeat D Inch (mm)	Web Width E Inch (mm)	Labels Per Row	Labels Per Pkg	Rec. Ribbon
Fig. 1	THT-70-728-20	Polyimide	White	0.250 (6.4)	0.250 (6.4)	0.320 (8.1)	0.350 (8.9)	2.370 (60.2)	7	20,000	R6000
Fig. 1	THT-96-728-10	Polyimide	White	0.500 (12.7)	0.275 (7.0)	0.600 (15.2)	0.375 (9.5)	2.500 (63.5)	4	10,000	R6002, R4702
Fig. 2	THT-97-728-10	Polyimide	White	0.500 (12.7)	0.200 (5.1)	-	0.300 (7.6)	0.700 (17.8)	1	10,000	R6011
Fig. 2	THT-99-728-10	Polyimide	White	0.500 (12.7)	0.500 (12.7)	-	0.600 (15.2)	0.700 (17.8)	1	10,000	R6011
Fig. 1	THT-14-728-10	Polyimide	White	0.650 (16.5)	0.200 (5.1)	0.700 (17.8)	0.300 (7.6)	2.950 (74.9)	4	10,000	R6002, R4702
Fig. 2	THT-47-728-10	Polyimide	White	0.650 (16.5)	0.200 (5.1)	-	0.300 (7.6)	0.850 (21.6)	1	10,000	R6011
Fig. 1	THT-1-728-10	Polyimide	White	0.750 (19.1)	0.250 (6.4)	0.800 (20.3)	0.350 (8.9)	3.350 (85.1)	4	10,000	R6007, R4707
Fig. 2	THT-46-728-10	Polyimide	White	0.750 (19.1)	0.250 (6.4)	-	0.350 (8.9)	0.950 (24.1)	1	10,000	R6006, R4706
Fig. 2	THT-103-728-10	Polyimide	White	1.000 (25.4)	0.250 (6.4)	-	0.350 (8.9)	1.200 (30.5)	1	10,000	R6006, R4706
Fig. 2	THT-42-728-10	Polyimide	White	1.000 (25.4)	0.187 (4.8)	-	0.287 (6.9)	1.200 (30.5)	1	10,000	R6006, R4706
Fig. 2	THT-59-728-10	Polyimide	White	1.000 (25.4)	0.500 (12.7)	-	0.600 (15.2)	1.200 (30.5)	1	10,000	R6006, R4706
Fig. 2	THT-43-728-10	Polyimide	White	1.250 (31.8)	0.250 (6.4)	-	0.350 (8.9)	1.450 (36.8)	1	10,000	R6006, R4706
Fig. 2	THT-45-728-10	Polyimide	White	1.500 (38.1)	0.250 (6.4)	-	0.350 (8.9)	1.700 (43.2)	1	10,000	R6000

IP and PR Plus Print Ribbons on page 134.
Full Material Properties on page 227.

B-729 Ultra Durable Polyimide Material

Color: White **Finish: Matte**

High temperature low profile (1 mil) polyimide material with an ultra durable adhesive designed for use with extreme wash protocol and cleaning chemicals. The reduced profile is ideal for processes requiring thin or lighter weight materials. Special matte topcoat prevents solder balls from sticking to the label after wave soldering.

Performance Attributes:

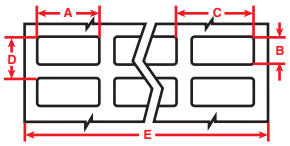

Figure 1

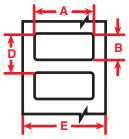

Figure 2

Diagram	Catalog #	Material	Color	Label Width A Inch (mm)	Label Height B Inch (mm)	Horiz. Repeat C Inch (mm)	Vert. Repeat D Inch (mm)	Web Width E Inch (mm)	Labels Per Row	Labels Per Pkg	Rec. Ribbon
Fig. 1	THT-104-729-20	Polyimide	White	0.315 (8.0)	0.177 (4.5)	0.375 (9.5)	0.278 (7.1)	2.390 (60.7)	6	20,000	R6000
Fig. 1	THT-38-729-10	Polyimide	White	0.375 (9.5)	0.375 (9.5)	0.437 (11.1)	0.475 (12.1)	3.200 (81.3)	7	10,000	R6002, R4702
Fig. 1	THT-96-729-10	Polyimide	White	0.500 (12.7)	0.275 (7.0)	0.600 (15.2)	0.375 (9.5)	2.500 (63.5)	4	10,000	R6002, R4702
Fig. 2	THT-97-729-10	Polyimide	White	0.500 (12.7)	0.200 (5.1)	-	0.300 (7.6)	0.700 (17.8)	1	10,000	R6011
Fig. 1	THT-14-729-10	Polyimide	White	0.650 (16.5)	0.200 (5.1)	0.700 (17.8)	0.300 (7.6)	2.950 (74.9)	4	10,000	R6002, R4702
Fig. 2	THT-47-729-10	Polyimide	White	0.650 (16.5)	0.200 (5.1)	-	0.300 (7.6)	0.850 (21.6)	1	10,000	R6011
Fig. 1	THT-1-729-10	Polyimide	White	0.750 (19.1)	0.250 (6.4)	0.800 (20.3)	0.350 (8.9)	3.350 (85.1)	4	10,000	R6007, R4707
Fig. 2	THT-46-729-10	Polyimide	White	0.750 (19.1)	0.250 (6.4)	-	0.350 (8.9)	0.950 (24.1)	1	10,000	R6006, R4706
Fig. 2	THT-103-729-10	Polyimide	White	1.000 (25.4)	0.250 (6.4)	-	0.350 (8.9)	1.200 (30.5)	1	10,000	R6006, R4706
Fig. 2	THT-59-729-10	Polyimide	White	1.000 (25.4)	0.500 (12.7)	-	0.600 (15.2)	1.200 (30.5)	1	10,000	R6006, R4706
Fig. 2	THT-43-729-10	Polyimide	White	1.250 (31.8)	0.250 (6.4)	-	0.350 (8.9)	1.450 (36.8)	1	10,000	R6006, R4706
Fig. 1	THT-40-729-10	Polyimide	White	1.375 (34.9)	0.250 (6.4)	1.475 (37.5)	0.375 (9.5)	3.050 (77.5)	2	10,000	R6002, R4702
Fig. 2	THT-44-729-10	Polyimide	White	1.375 (34.9)	0.250 (6.4)	-	0.350 (8.9)	1.600 (40.6)	1	10,000	R6006, R4706
Fig. 2	THT-45-729-10	Polyimide	White	1.500 (38.1)	0.250 (6.4)	-	0.350 (8.9)	1.700 (43.2)	1	10,000	R6000
Fig. 2	THT-60-729-10	Polyimide	White	1.500 (38.1)	0.125 (3.2)	-	0.225 (5.7)	1.700 (43.2)	1	10,000	R6000
Fig. 2	THT-15-729-2.5	Polyimide	White	2.000 (50.8)	0.250 (6.4)	-	0.375 (9.5)	2.200 (55.9)	1	2,500	R6000
Fig. 2	THT-48-729-10	Polyimide	White	2.000 (50.8)	0.250 (6.4)	-	0.350 (8.9)	2.200 (55.9)	1	10,000	R6000
Fig. 2	THT-16-729-2.5	Polyimide	White	3.000 (76.2)	0.250 (6.4)	-	0.375 (9.5)	3.200 (81.3)	1	2,500	R6002, R4702

B-776 Polyimide Material

Color: Light Green **Finish: Gloss**

Light green polyimide material with glossy finish and permanent adhesive. Used in printed circuit board and electronic component preprocess labeling. In combination with the Series R600/R600HF ribbons, it meets the requirements of MIL-STD-202G, Method 215K and complies with JIG-101.

Performance Attributes:

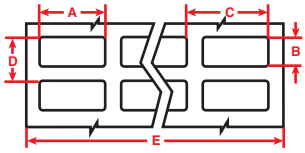

Figure 1

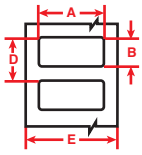

Figure 2



Diagram	Catalog #	Material	Color	Label Width A Inch (mm)	Label Height B Inch (mm)	Horiz. Repeat C Inch (mm)	Vert. Repeat D Inch (mm)	Web Width E Inch (mm)	Labels Per Row	Labels Per Pkg	Rec. Ribbon
Fig. 1	THT-70-776-20	Polyimide	Light Green	0.250 (6.4)	0.250 (6.4)	0.320 (8.1)	0.350 (8.9)	2.370 (60.2)	7	20,000	R6000
Fig. 1	THT-14-776-10	Polyimide	Light Green	0.650 (16.5)	0.200 (5.1)	0.700 (17.8)	0.300 (7.6)	2.950 (74.9)	4	10,000	R6002
Fig. 2	THT-47-776-10	Polyimide	Light Green	0.650 (16.5)	0.200 (5.1)	-	0.300 (7.6)	0.850 (21.6)	1	10,000	R6011
Fig. 2	THT-46-776-10	Polyimide	Light Green	0.750 (19.1)	0.250 (6.4)	-	0.350 (8.9)	0.950 (24.1)	1	10,000	R6006
Fig. 1	THT-2-776-10	Polyimide	Light Green	0.900 (22.9)	0.250 (6.4)	1.125 (28.6)	0.350 (8.9)	3.350 (85.1)	3	10,000	R6007
Fig. 2	THT-49-776-10	Polyimide	Light Green	0.900 (22.9)	0.250 (6.4)	-	0.350 (8.9)	1.100 (27.9)	1	10,000	R6006
Fig. 2	THT-103-776-10	Polyimide	Light Green	1.000 (25.4)	0.250 (6.4)	-	0.350 (8.9)	1.200 (30.5)	1	10,000	R6006
Fig. 2	THT-59-776-10	Polyimide	Light Green	1.000 (25.4)	0.500 (12.7)	-	0.600 (15.2)	1.200 (30.5)	1	10,000	R6006
Fig. 1	THT-13-776-10	Polyimide	Light Green	1.250 (31.8)	0.250 (6.4)	1.300 (33.0)	0.375 (9.5)	2.750 (69.9)	2	10,000	R6002
Fig. 2	THT-43-776-10	Polyimide	Light Green	1.250 (31.8)	0.250 (6.4)	-	0.350 (8.9)	1.450 (36.8)	1	10,000	R6006
Fig. 1	THT-4-776-10	Polyimide	Light Green	1.500 (38.1)	0.250 (6.4)	1.650 (41.9)	0.350 (8.9)	3.350 (85.1)	2	10,000	R6007
Fig. 2	THT-45-776-10	Polyimide	Light Green	1.500 (38.1)	0.250 (6.4)	-	0.350 (8.9)	1.700 (43.2)	1	10,000	R6000
Fig. 2	THT-60-776-10	Polyimide	Light Green	1.500 (38.1)	0.125 (3.2)	-	0.225 (5.7)	1.700 (43.2)	1	10,000	R6000
Fig. 2	THT-15-776-2.5	Polyimide	Light Green	2.000 (50.8)	0.250 (6.4)	-	0.375 (9.5)	2.200 (55.9)	1	2,500	R6000
Fig. 2	THT-48-776-10	Polyimide	Light Green	2.000 (50.8)	0.250 (6.4)	-	0.350 (8.9)	2.200 (55.9)	1	10,000	R6000

IP and PR Plus Print Ribbons on page 134.
Full Material Properties on page 227.