



Protect employees, maintain compliance and build your best-in-class program

LOCKOUT TAGOUT

PRODUCTS, SERVICES & SOFTWARE



**Lockout tagout
prevents up to
250,000 incidents,
50,000 injuries
and 120 fatalities
every year.**





Table of Contents

Introduction	4
Resources	12
Services	22
Lockout Padlocks	28
Key Features Explained	30
Velocity Lockout Padlocks	32
Selecting the Right Padlock	34
Velocity Plus Lockout Padlocks	39
Padlock Labels	40
Group Lockout	42
Permit Control Stations	44
Group Lock Boxes and Hasps	48
Kits & Stations	52
Lockout Tagout Kits	54
Lockout Tagout Stations	58
Lockout and Padlock Storage	62
Devices	66
Cable Lockout Devices	68
Valve Lockout Devices	70
Electrical Lockout Devices	74
Covers & Gas/Air Lockout Devices	86
Fuse & Terminal Lockout Devices	88
Plug Lockout Devices	89
Confined Space Covers	91
Lockout Tags	92
Standard Lockout Tags	94
Specialized Lockout Tags	96

LOCK IN ON LOCKOUT TAGOUT

- ▷ **Create, equip and control**
your program with Brady





Lockout tagout means a lot



It means business

Over 2,100 citations were issued under the OSHA 29 CFR 1910.147 Control of Hazardous Energy standard in fiscal year 2025. Each can be bruising to budgets and damaging to reputations.



It means efficiency

Seconds wasted to extended shutdowns because procedures are misread or padlocks are misplaced add up to costly lost production and revenue.



Above all, it means lives are on the line

Lockout tagout prevents up to 250,000 incidents, 50,000 injuries and 120 fatalities every year.*

And it should mean more than just a padlock or procedure. Successful lockout tagout is an ecosystem of solutions unique to each facility. No matter where you are in your program, Brady can help you navigate the regulations to find what you need to be safe, compliant and efficient.

Discover expert services, reliable safety padlocks, durable devices and intuitive software. All designed to help you be OSHA compliant. All from the most trusted name in visual workplace safety.

*OSHA Fact Sheet. OSHA. (2002). Retrieved November 12, 2025, from <https://www.osha.gov/sites/default/files/publications/OSHAFS3529.pdf>.

CREATE

▷ Build, rebuild or optimize your program with **expert guidance**

Successful lockout tagout starts with a well-developed program. Because every machine, every facility and every business is different. How different? A typical lockout program may contain over 40 separate elements.





We start by listening. To you. To your challenges. To your goals. Then we get to work.

Leverage Brady Safety Services — our team of consultants, service professionals and field engineers who can deliver a customized program using one service or a combination of services based on your needs, including:



Visual Lockout Procedure Writing



Procedure Audits



Program Development and Gap Analysis



Machine Inventory



Authorized Employee Training



Minor Servicing and Alternative Energy Control Procedures

Learn more on pages 22-27 or visit BradyID.com/Safety-Services.

EQUIP

▷ The right product for the right application — **every time**

When lives are on the line, padlocks and devices must be up to the job. With Brady, they are. We work tirelessly to solve your everyday lockout demands and ongoing challenges with innovative products — researched and tested with feedback from real safety pros. That's why every Brady product delivers superior features, performance and value.



Selection

From durable padlocks to panel lockout, our vast selection of products covers every aspect and application for lockout tagout.



Quality

Your needs are always top of mind. In-house products designed and patented by Brady bring durability, flexibility and efficiency to every job.



Expertise

Can't find what you need? We'll help. Tools and resources like our padlock selection guide walk you through, step by step. Or, consult a helpful product expert.



CONTROL

▷ Manage, store and sustain with LINK360 software

Lock in for long-term success with LINK360® Safety Software. Rely on a single centralized solution to meet the challenges of changing workforces, equipment and procedures. LINK360 is available in two options based on your needs.



Users see ROI
with LINK360.
**97% renew
after their
first year.**



Add the LINK360 advantage to your program



Procedure Excellence

- ▶ Simplified authoring: Access intuitive tools, interfaces and apps for creating clear lockout procedures
- ▶ Standardization: Enforce consistency and best practices with templates and standardized language
- ▶ Collaboration and approval: Streamlined review workflows for quality assurance



Operational Efficiency

- ▶ Centralized access: Cloud-based platform provides a single source of truth
- ▶ Mobile friendly: Workers get the information they need, when and where they need it
- ▶ Easy updates: Ensure procedures reflect changes in equipment or processes



Seamless Integration

- ▶ Work order integration: Connect to ERP and CMMS systems
- ▶ Label and tag generation: Design and print custom labels and tags directly from LINK360 for clear equipment identification



Sustainable Compliance

- ▶ Version control and audit trails: Document changes and maintain records for audits
- ▶ Enterprise-wide support: Scale safety across multiple sites with user access and permission settings as well as translation capabilities
- ▶ Reporting and analytics: Track program performance and identify areas for improvement

Choose the option that best suits your needs



LINK360 Safety Software

Easy visual procedure creation and storage for discrete equipment

- ▶ Built and managed by equipment
- ▶ Library of static procedures can be printed or viewed on mobile



LINK360 Process Plus Safety Software

Dynamic lockout procedure management for complex process industries

- ▶ Built and managed by isolation point
- ▶ Isolation point changes automatically update in all related procedures
- ▶ Select isolation points to generate procedures in seconds

Lockout Tagout Resources

▶ Learn, relearn or refresh your knowledge on essential program elements, lockout tips, example procedures and more. No matter where you are in your program, Brady can help. Reach out to a knowledgeable expert anytime at [BradyID.com/Safety-Services](https://brady.com/Safety-Services).











- ▶ **Common Equipment by Industry**
- ▶ **6 Elements of an OSHA-Compliant Lockout Tagout Program**
- ▶ **Procedures. Done Right.**
- ▶ **How to Improve Lockout Safety Behaviors**



Common Equipment by Industry

➤ Identifying critical points of hazardous energy


Depending on your industry, you may have more equipment requiring lockout tagout than you think. Here are some common types of equipment that may require lockout.

	 Healthcare	 Education	 Food and Beverage	 Pharma	 Petroleum and Refining	 Utilities	 Pulp and Paper	 Automotive	 General Manufacturing	 Hospitality
Air compressors	•	•	•	•	•	•	•	•	•	•
Vacuum pumps	•									
Chillers	•	•		•						•
Boilers	•	•	•	•	•	•	•		•	•
Exhaust fans	•	•	•	•	•	•	•	•	•	•
Air dryers	•	•	•	•		•		•	•	
Air conditioning/air handlers	•	•	•	•	•	•	•	•	•	•
Dehumidifiers	•	•		•		•			•	•
Heaters	•	•	•	•	•	•	•	•	•	•
Pumps	•	•	•	•	•	•	•	•	•	•
Sterilizers	•			•						
Generators	•	•	•	•	•	•	•	•	•	•
Welders			•		•		•	•	•	
Cranes					•		•	•	•	
Jib hoists					•		•	•	•	
Battery chargers					•		•	•	•	
Automated equipment			•	•			•	•	•	
Conveyors			•	•			•	•	•	
Glue pots			•	•			•	•	•	
Robotics			•	•	•		•	•	•	
Drill presses					•		•	•	•	
Freezers/refrigeration	•	•	•	•						•
Kitchen equipment	•	•	•						•	•
Printers			•	•			•		•	

6 ELEMENTS

of an OSHA-Compliant Lockout Tagout Program

Lockout tagout compliance is a mainstay on OSHA's Annual Top 10 Cited Standards. Many of those citations stem from a lack of lockout procedures, program documentation, periodic inspections or other procedural elements. And for good reason. Inadequate or incomplete programs lead to injuries and fatalities every day in the U.S. Keep your facility on track and off the list through these key elements.



1 Develop and document a program and policy

A written lockout policy establishes and explains the elements of your program. It's important to take into account not only OSHA's guidelines, but also custom requirements for your employees to ensure they can understand and apply the program to their workday.

Common mistakes:

- ▶ Too generic — documents not company- or site-specific
- ▶ Out of date
- ▶ Poor implementation
- ▶ Lack of employee acceptance — employees aren't involved in developing the program
- ▶ Failure to build awareness



2 Write machine- or task-specific lockout tagout procedures

Lockout procedures should: be formally documented; clearly identify equipment; specify steps for shutting down, isolating, blocking and securing equipment; and detail the placement, removal and transfer of devices.

Common mistakes:

- ▶ Overly generic or too complicated
- ▶ Out of date
- ▶ Not easily accessible to employees
- ▶ Lack of visuals



3 Identify and mark energy isolation points

Locate and identify all energy control points — valves, switches, electrical plugs and breakers — with permanently placed and standardized labels or tags. Ensure labels and tags are consistent with the equipment-specific procedures from Step 2.

Common mistakes:

- ▶ Step skipped entirely
- ▶ Tags become worn or fall off over time and aren't replaced

Program need a recharge?

The Brady Safety Services team offers from-scratch program development, training for authorized and affected employees, and more. **See pages 22-27.**



Conduct training

Train authorized, affected and other employees, communicate processes, and conduct periodic inspections. Training should include OSHA requirements and specific program elements, such as your machine-specific procedures.

Common mistakes:

- ▶ Disconnected from written program
- ▶ Generic and unspecific
- ▶ Unqualified instructor and vague quizzes
- ▶ Only offered for new hires



Provide proper lockout devices

Provide employees with the necessary devices to keep them safe. There are many products in the market, and selecting the most appropriate solution for your application is the key to lockout effectiveness. It's essential to document and use devices that best fit each lockout point.

Common mistakes:

- ▶ Insufficient inventory
- ▶ Wrong device for the job
- ▶ Devices not easily accessible
- ▶ Lost keys and locks
- ▶ Lack of device training



Sustain your program and procedures

Annually review, revise and update your program and procedures to create a safety culture that proactively addresses lockout tagout. This helps you maintain a world-class program instead of starting from scratch each year and reacting only when something goes wrong.

Common mistakes:

- ▶ Failure to review when equipment is changed or replaced
- ▶ Failure to review when central knowledge leaves or new employees are hired
- ▶ Step skipped entirely
- ▶ Lack regular audits and periodic inspections

Procedures. Done Right.

- From compliance requirements to best practices, here are **12 key parts**.



How do your procedures compare?

- Best Practice
- Requirement under 29 CFR 1910.147(c)(4)

- 1 Logo
- 5 Additional notes
- 9 Verification
- 2 Equipment ID#
- 6 Equipment photos
- 10 Purpose, scope and enforcement
- 3 Facility name, location and equipment
- 7 Energy source ID and magnitude
- 11 Shutdown, lock/tag and test sequence
- 4 Lockout points
- 8 Location of isolation points, action steps to shut down, isolate, block and secure equipment, and required lockout devices
- 12 Restore to service sequence

Lockout/Tagout Posted Procedure

ID# : 160-0012	1 Brady Good Hope - Production	3 Compressor Room 216
Owner : FAC216		
Revised : 04/2016		

2 3 4 **Lockout Points**

5 **Note**: Pneumatic equipment can store energy. Ensure pressures have bled off before proceeding. Air: Flash Hazard - Ensure appropriate PPE is worn prior to servicing.

6

Step #	Action	Info	Verification
1 Electrical 	The E-1 Disconnect is located on the East side of the machine. Turn Disconnect to the off position and lock out. Use a Lock and hasp device.		Attempt to restart at control panel.
2 Pneumatic 	The P-1 Disconnect is located on the North side of the machine. Turn Disconnect to the off position and lock out. Use a Lock and hasp device.		Verify gauge pressure reads zero.
3 Valve 	The V-1 Ball Valve is located on the South side of the machine. Turn Valve to the open position to drain condensate. Dispose of condensate in compliance with local and state regulations. Tag.		Verify gauge pressure reads zero.

7 8 9

1-800-443-0990
BradySafety.com

Lockout Tagout Procedure
Purpose: To protect authorized employees against unexpected or unpermitted activation of equipment or energy while servicing equipment.
Scope: 10 Utilize this procedure for all scheduled PM shutdowns, any maintenance task that requires you to place your body in harm's way of the equipment, or if you have to leave the area while the equipment is in service.
Enforcement: Failure to properly follow lockout/tagout procedure will result in corrective action.

#	STEP	DESCRIPTION
11 SHUTDOWN, LOCK, TAG & TEST SEQUENCE		
1	Notify Employees	Notify all affected employees that servicing or maintenance is required on a machine or equipment, and that the machine or equipment must be shut down and locked out to perform the servicing or maintenance.
2	Review Lockout Procedures	The authorized employee shall refer to the company procedure to identify the type and magnitude of the energy that the machine or equipment utilizes, shall understand the hazards of the energy, and shall know the methods to control the energy.
3	Perform Machine Stop	If the machine or equipment is operating, shut it down by the normal stopping procedure (depress the stop button, open switch, close valve, etc.). Reference machine operating procedure for normal shutdown.
4	Isolate Energy	Follow graphical lockout/tagout procedure from top to bottom to de-activate the energy isolating device(s); so that the machine or equipment is isolated from the energy sources. NOTE: It may be necessary to disengage the non-lockable energy sources before isolating the lockable energy sources. (i.e. lower the machine to lowest position before locking out.)
5	Lockout Energy	Lock out and tag out the energy isolating device(s) with assigned lock(s) and tag(s). If the lock(s) need to be transferred to another employee, follow the company procedure for authorized employee transfer.
6	Eliminate Energy	Stored or residual energy (such as that in capacitors, springs, elevated machine members, rotating flywheels, hydraulic systems, as well as air, gas, steam, or water pressure, etc.) must be dissipated or restrained by methods such as grounding, repositioning, blocking, bleeding down, etc.
7	Attempt Restart	Ensure that the equipment is disconnected from the energy sources by first checking that no personnel are exposed; then verify the isolation of the equipment by operating the push button or other normal operating controls or by testing to ensure certain the equipment will not operate. Caution: Return operating controls to neutral or "off" position after verifying the isolation of the equipment.

#	STEP	DESCRIPTION
12 RESTORE TO SERVICE SEQUENCE		
1	Check Machine	Check the machine or equipment and the immediate area around the machine to ensure that nonessential items have been removed and that the machine or equipment components are operationally intact.
2	Check Area	Check the work area to ensure that all employees have been safely positioned or removed from the area.
3	Verify Machine	Verify that the controls are in neutral.
4	Remove Lockout	Remove the locks, tags and lockout devices and re-energize the machine or equipment. In reverse order, follow all of the steps from the visual lockout/tagout procedure found on the previous page. Note: The removal of some forms of blocking may require re-energization of the machine before safe removal.
5	Notify Employees	Notify affected employees that the servicing or maintenance is completed and the machine or equipment is ready for use.

To learn more, visit:
BradyID.com/LINK360

Scan to view a procedure example

Reference: OSHA 29 CFR 1910.147, Appendix A, "Typical normal lockout procedures - 29 CFR 1910.147 App A" | 74559049 M54539049



Easy to learn ... EVEN EASIER WITH LINK360

LINK360® software makes procedure creation, approval and maintenance easier than ever. Plus, users can translate using 19 supported languages. See how on pages 18-19.

► Learn more at BradyID.com/LINK360

PROCEDURE CREATION

at Your Fingertips with LINK360® Software

➤ Cloud-based LINK360 software lets you create visual lockout procedures in layout templates that best fit the needs of your program. Confined space and minor servicing document templates are also available. [Get started at BradyID.com/LINK360](http://BradyID.com/LINK360).

SELECT FROM THREE STANDARDIZED TEMPLATES

Classic

- Short version ideal for direct posting on simple equipment
- Fits up to six steps on one page
- Displays all isolation points in three images

Classic Plus

- Get an image with each lockout step for better procedure clarity
- Ideal for large and complex equipment where isolation points could be in different locations
- Each isolation point has its own image

Step #	Action	Info	Verification
1 Electrical E-1	The E-1 Disconnect is located on the East side of the machine. Turn Disconnect to the off position and lock out.	Use a Lock and hasp device.	Attempt to restart at control panel.
2 Pneumatic P-1	The P-1 Disconnect is located on the North side of the machine. Turn Disconnect to the off position and lock out.	Use a Lock and hasp device.	Verify gauge pressure reads zero.
3 Valve V-1	The V-1 Ball Valve is located on the South side of the machine. Turn Valve to the open position to drain condensate. Dispose of condensate in compliance with local and state regulations.	Tag.	Verify gauge pressure reads zero.

Step #	Action	Picture	Verification
1 Electrical E-1	The E-1 Disconnect is located on the East side of the machine. Turn Disconnect to the off position and lock out. Use a Lock and hasp device.		Attempt to restart at control panel.
2 Pneumatic P-1	The P-1 Disconnect is located on the North side of the machine. Turn Disconnect to the off position and lock out. Use a Lock and hasp device.		Verify gauge pressure reads zero.
3 Valve V-1	The V-1 Ball Valve is located on the South side of the machine. Turn Valve to the open position to drain condensate. Dispose of condensate in compliance with local and state regulations. Tag.		Verify gauge pressure reads zero.

➤ Procedure back pages are customizable by purpose, scope and enforcement information, and sequence steps.

Smart Lockout

- Features large images that correlate with both the action and verification steps
- Optimized for use in the companion Smart Lockout app. As an alternative to printed procedures, we can help you use barcodes on your equipment that can be scanned in the app to access your lockout procedures

Lockout/Tagout Posted Procedure

ID: 160-0019	Location: Brady Good Hope - Production	Equipment: Compressor Room 215
Created: 11/2016	Revised: 11/2016	Equipment: Air Compressor #1

3

Lockout Points

Notes: Pneumatic equipment can store energy. Ensure pressures have bled off before proceeding. An Flash-Hazard! Ensure appropriate PPE is worn prior to servicing.

Step #	Action and Verification	Picture
1 E-1 400V	The E-1 Disconnect is located on the East side of the machine. Turn Disconnect to the off position and lock out. Use a Lock and hasp device. Attempt to restart at the control panel.	
2 P-1 110PSI	The P-1 Ball Valve is located on the North side of the machine. Turn Valve to the off position and lock out. Use a Ball valve lockout device. Verify at the gauge that pressure has been relieved.	
3 V-1 Condensate	The V-1 Ball Valve is located on the South side of the machine. Turn Valve to the open position to drain condensate. Use a Ball valve lockout device. Dispose of condensate in compliance with local and state regulations. Verify gauge pressure reads "0"	

1-800-463-0881
BradyID.com/lockout-services

COMPANION APPS ADD EVEN MORE VALUE

SMART LOCKOUT APP

Ensure employees use up-to-date procedures, verify all steps are completed and create reports. Barcodes let employees scan and see visual lockout procedures anytime, fast and easy.



Scan here to see an example

LINK360 LOCKOUT APP

Easily manage, edit, audit and create lockout tagout procedures on the go, without multiple trips between the equipment and your computer, with this software companion app.



PROCESS PLUS MOBILE

The Process Plus mobile app lets multiple workers execute procedures at the point of lockout. With added layers of protection like QR code validation, photo uploads and permissions, workers can verify steps and status in real time for enhanced safety, accountability and compliance.



How to Improve Lockout Safety Behaviors

- 7 steps to make your lockout tagout program an organization-wide success

1 Get organization-wide buy-in

Employees need to know that the organization is fully committed to the lockout tagout program.

Tips and suggestions include:

- ▶ Employee mentoring programs
- ▶ Workplace inspections and supervisor observations
- ▶ Leading toolbox talks/training
- ▶ Authorized employee participation in annual procedure reviews, procedure development, minor servicing procedure and alternative procedures
- ▶ Addressing the gray areas
- ▶ Promoting and recognizing employee involvement with identifying hazards, safety improvements, stopping at-risk behavior and 100% follow-up

2 Implement lockout safety triggers

Post visual lockout procedures on equipment and implement a pre-task analysis process that the authorized employee completes before starting a task. Also, include centralized places where employees can find information and equipment, such as lockout stations or boards.

3 Avoid forced employee engagement

Quotas that require employees to find a certain number of hazards or at-risk behaviors during a set time period drive counterproductive behaviors, such as the same “oil on the floor” generic hazards. You’ll also lose your true gauge on which employees are engaged, because everything becomes diluted.

4 Pay special attention to change-averse employees

Ensure legacy employees fully understand any program and procedural changes and the reasoning behind them. Likewise, give them an ownership stake by involving them with development and implementation.

5 Empower employee ownership of safety suggestions

Make solution development an effort led by the safety committee, not solely the safety manager, including the employees who submitted suggestions.

6 Make your accountability program fair and consistent

While disciplinary action is usually required for blatant lockout violations, part of the investigation should always include a root cause analysis. Some accountability programs place blame solely on the employee instead of the program, process or training issues. Deal with minor violations through an employee observation program that promotes peer-to-peer risk identification. When an at-risk behavior is observed, have a positive safety conversation to change behavior.

7 Ensure upper management buys in

In order for management to provide the needed support, they need to understand the reason behind lockout tagout and the devastating consequences for not having a robust program in place. Get management out in the facility interacting with the authorized employees so they can understand applications, challenges and more.

What behavioral challenges are you facing?

Brady Safety Services experts have seen them all. Get in touch to talk about gaps in your program, areas for improvement and how a Brady Safety Services consultation can help.

Learn more at BradyID.com/Safety-Services



Lockout Tagout Services

"I just need padlocks."

It's a statement we hear from safety professionals from time to time. And our response is, *"maybe, but let's talk."*

▶ At Brady, we understand what it takes to take you to best in class. Because we understand the challenges you face, from budgets to turnover and more. And we know every element of a compliant lockout tagout program: regulations, procedures, devices, training, equipment types and sustainability, just to name a few. You might be equipped to handle none, some or all. And that's okay. Because a cookie-cutter approach is never our M.O. An effective Brady solution is always uniquely yours.

Leverage Brady Safety Services for:

- ▶ Visual Lockout Procedure Writing
- ▶ Machine Inventory
- ▶ Procedure Audits
- ▶ Authorized Employee Training
- ▶ Program Development
- ▶ Minor Servicing and Alternative Energy Control Procedures
- ▶ Gap Analysis

ation Steps

Energy Source,
Altitude, Location

Isolate,
Required

— LEVERAGE OUR —
100%
IN-HOUSE EXPERTISE

Location	Method
Disconnect is located on MCC SWBB21 (Bucket 1)	Turn Disconnect the off position look out.
Ball Valve W-1 is located on the South side of the machine.	Turn Valve position and
Ball Valve W-1 is located on the East side of the machine.	Turn Valve position
Ball Valve V-1 is located on the North side of the machine.	Turn Valve position and
	Turn Valve position and



Leverage Our **EXPERTISE**

▷ Brady's accomplished team of safety professionals bring decades of experience across an array of disciplines. These diverse backgrounds come together to share a common thread: we're passionate about what we do and who we do it for. Because we know our work directly affects lives and livelihoods. Discover the Brady Safety Services team difference on your next lockout tagout project today.



Who we are, what we do and why we do it



Project Managers

Your dedicated point of contact

- ▶ Set up and manage single- and multi-phase projects with timely updates
- ▶ Daily communication with field engineers to ensure we meet project goals
- ▶ More than 25 years of combined experience managing safety service projects in a variety of industries



Safety Solutions Owners

Seekers and discoverers working for you

- ▶ Expert knowledge and understanding of OSHA regulations and NFPA guidelines and interpretations
- ▶ Degreed engineers and safety practitioners
- ▶ Help identify current gaps and suggest improvements for your safety programs, or develop a new program
- ▶ Perform assessments and audits



Field Service Engineers

Your personal problem solvers

- ▶ Extensive experience with equipment in industrial and commercial environments
- ▶ Qualified practitioners with firsthand knowledge of pain points for operators, maintenance, contractors and safety professionals
- ▶ Undergo a 6-month onboarding process and continual quality assurance checks
- ▶ Author more than 30,000 client procedures as well as perform more than 60 arc flash risk assessments and 115 training events annually

Explore Our SERVICES

- ▶ Build, rebuild or optimize your lockout program through a variety of customizable services



Visual Lockout Procedure Writing

Authoring lockout procedures requires a significant amount of employee time and machine-specific knowledge. Our team of field engineers apply their on-site experience and knowledge of OSHA's 29 CFR 1910.147 standard to develop highly visual, standardized procedures and templates that are easy to understand and easy to sustain in-house. You'll be able to select procedure templates, delivery options and more.

[Interested in a quote? Talk to your Brady representative about our easy 5-step process.](#)



Procedure Audits

Periodic inspection of your lockout procedures is an OSHA requirement, and critical to ensuring your procedures remain up to date. Many times, these audits are overlooked due to resource and time constraints. Let us take the pain out of the process and complete your Annual Lockout Procedure Audit.



Program Development

Lockout programs consist of compliance requirements, internal company requirements, templates and more. Let our safety practitioner assess your current lockout program elements and create your custom world-class program. Plus, you'll receive a complimentary session of lockout tagout training for up to 20 authorized employees.



Gap Analysis

It's hard to understand areas for improvement in your program when there hasn't been an issue or discrepancy. Let us evaluate both the compliance and behavioral application of your lockout program to clearly identify any gaps and provide an action plan for improvement.



Machine Inventory

Our team can help jump-start the process of creating an effective lockout program by assessing your current state using a two-pronged approach:

1. On-site walk-through — identifies specific equipment requiring lockout procedures
2. Site report — this detailed lockout equipment list identifies equipment types and the exact number of isolation points for your facility



Authorized Employee Training

Training is critical to program success and only works if employees can apply the training to their everyday work. We incorporate your custom program elements into the sessions, so your employees can go from classroom to on-the-floor application. Topics include General Awareness Training and Training for Authorized Employees. You'll receive:

- ▶ Documented lockout tagout training to meet OSHA requirements
- ▶ Train the Trainer to bring training in-house and sustain ongoing requirements
- ▶ Certificates of completion, rosters and/or quizzes
- ▶ Hands-on demonstrations



Ask about our Kickstarter Service! It includes one session of Authorized Employee Training and 25 written visual lockout procedures.



Minor Servicing and Alternative Energy Control Procedures

Some production processes have regular tasks an operator will need to perform to keep the equipment running smoothly. With these tasks being routine, repetitive and an integral part of the overall process, full lockout tagout may not be necessary if there is a safe alternative. Minor Servicing (also known as Alternative Energy Control Procedures) will document the step-by-step process for utilizing safety mechanisms to keep your operators safe while minimizing downtime.



Ready to get started?

Learn more or get in touch today! Contact your Brady representative or visit [BradyID.com/Safety-Services](https://www.BradyID.com/Safety-Services).

Lockout Padlocks

▶ Protecting workers, workflows and costs

Durable, substantial, standardized, identifiable and exclusively for safety — when you're complying with the 1910.147 lockout tagout standard, your safety padlocks need to check every box. They do with Brady. Rely on the safety leader for padlocks built to be part of an OSHA-compliant program. Then, explore a variety of other life-saving, time-saving and cost-saving features built in to our in-house solutions based on your specific needs. Get the program-built locks only Brady can provide.

- ▶ **Key Features Explained**
- ▶ **Velocity Lockout Padlocks Overview**
- ▶ **Selecting the Right Padlock**
- ▶ **Velocity Lockout Padlocks**
- ▶ **Velocity Plus Lockout Padlocks**
- ▶ **Padlock Labels**



Keys to compliance



1910.147(c)(5) OSHA Lockout Device Requirements states that lockout devices must:





- Be provided by the employer and be standardized by size, shape or color
- Be distinguishable from locks used for other purposes. Lockout locks should only be used for lockout
- Identify the individual who applied the lock (both tags and lock labels are acceptable for this purpose)
- Be capable of withstanding the usage environment and be strong enough to prevent removal except by using excessive force with special tools, such as bolt cutters
- Most importantly, whenever lockout devices are applied, they must remain under the exclusive control of the individual who attached them. No employee should be able to open a lock attached by someone else

KEY PADLOCK FEATURES EXPLAINED

A variety of features, from keying to materials, determine a safety padlock's effectiveness based on its application. Learn more about key features and how each can help fulfill your program goals.

Compare options online!

View colors, styles and options side by side with our helpful comparison tool on [BradyID.com/Padlocks](https://bradyid.com/padlocks).

Material Options	Standard Body	Compact Body
<p>Nylon</p> <ul style="list-style-type: none"> • Ideal for electrical and general lockout applications • Nylon body is lightweight with a durable, steel shackle option or a polymer plastic shackle option that's non-conductive and non-sparking 		
<p>Aluminum</p> <ul style="list-style-type: none"> • Ideal for indoor and outdoor use and heavy-duty applications • Aluminum padlock with steel shackle is durable and corrosion-resistant 		

Understanding keying types and their applications

Learn about the different options available to help you meet OSHA's "one person, one lock, one key" guidance.

Standard options		
	<p>Keyed different (KD)</p>	<p>Each lock is opened by its own unique key. Perfect for simple lockout applications and a manageable number of energy isolation points.</p>
	<p>Keyed alike (KA)</p>	<p>Each lock in the group can be opened with the same key, reducing the number of keys needed. Ideal for employees who work on multiple machines or isolation points.</p>
Custom options		
	<p>Master keyed (MK)</p>	<p>Each grouping of locks (whether keyed alike or different) can be opened with a master key. Useful for larger, complex systems when supervisory access may be required.</p>
	<p>Grand master keyed (GMK)</p>	<p>The grand master key can open all locks grouped into two or more master-keyed systems. Useful when supervisory or managerial access to all locks is needed.</p>
	<p>Key charting</p>	<p>By request on custom padlock orders, Brady will keep a record of and chart all key numbers to ensure there's no unwanted key duplication on current or future orders.</p>
	<p>Engraving (ENG)</p>	<p>Because you need to make your locks identifiable, engraving is the best option for clarity and sustainability. Laser-engraving can be done on up to four surfaces to identify individuals, departments, work areas, serial numbers and companies. Additionally, keys can be engraved with up to 10 characters.</p>

Customized programs made simple

For those with large programs or complex needs, a customized padlock program with features like engraving is needed.



Contact a Brady custom quoting specialist at 888-272-3946 or visit BradyID.com/CustomPadlocks.



Powerfully efficient



Velocity Padlocks

Save lives, time and costs with purpose-built padlocks

Durable, substantial, standardized, identifiable and exclusively for safety — when you're complying with the OSHA CFR 1910.147 Control of Hazardous Energy Standard, your lockout padlocks need to meet every one of these requirements. Velocity® Lockout Padlocks do that, and more. With a dedicated focus on lockout tagout and a team of R&D experts, Brady provides unparalleled support and innovation for your safety program. We're more than just a padlock provider — we're your partner in safety.

▶ **Lockout tagout exclusive design**

Engineered for compliance and safety, Velocity Padlocks help you meet OSHA requirements and protect workers.

▶ **Built to last**

Impact and tamper resistant, these locks provide durability and safety in demanding conditions. Add protection in electrical applications with nonconductive options.

▶ **Keying options**

Choose from keyed different and keyed alike options to match your specific lockout requirements and simplify key management.

▶ **Enhanced key control**

The key-retaining cylinder prevents key removal in the unlocked position, minimizing lost keys and the risk of unauthorized access.

▶ **Made to your specifications**

Easily identify departments, shifts or contractors with up to nine color options. Configure body and shackle materials and styles to meet your specific needs.

▶ **Effortless tracking**

Unique key codes engraved on the key and lock body simplify record-keeping and traceability. This streamlines audits and improves accountability.

Discover next-level lockout with Brady-exclusive innovations



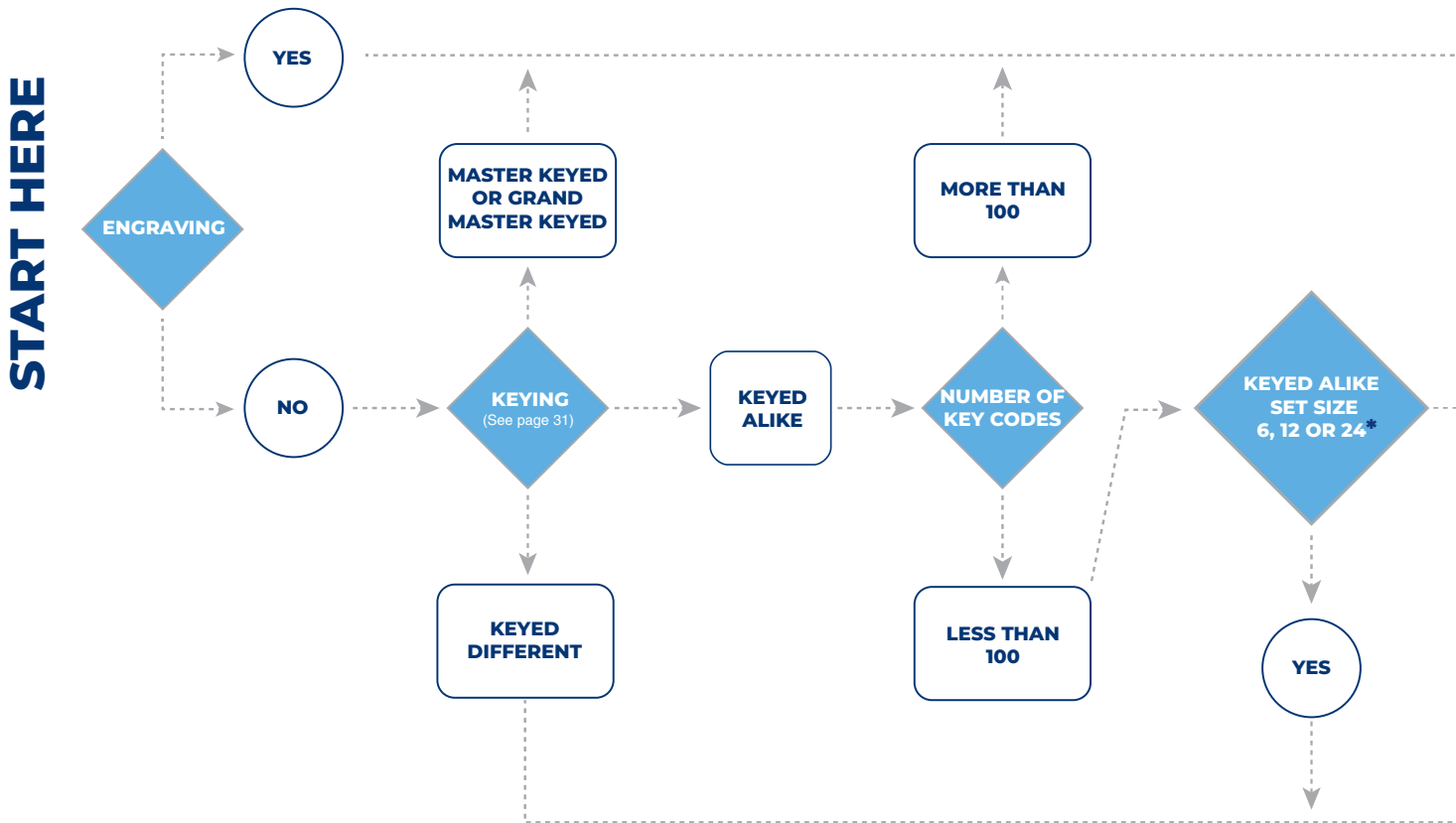
Cut through the clutter!

Color matching helps workers find the right key for the right lock fast, the first time, to save time and frustration during lockout.



FIND YOUR IDEAL PADLOCK OPTION FAST

Each option is purpose-built to deliver optimal safety and value Velocity® and Velocity® Plus Padlocks can be configured and ordered based on the needs of your program to deliver the safest, most cost-effective solution. Follow our features guide to discover which option is right for you.





Velocity Padlocks

Accelerate your program with the most lock options at the best prices.

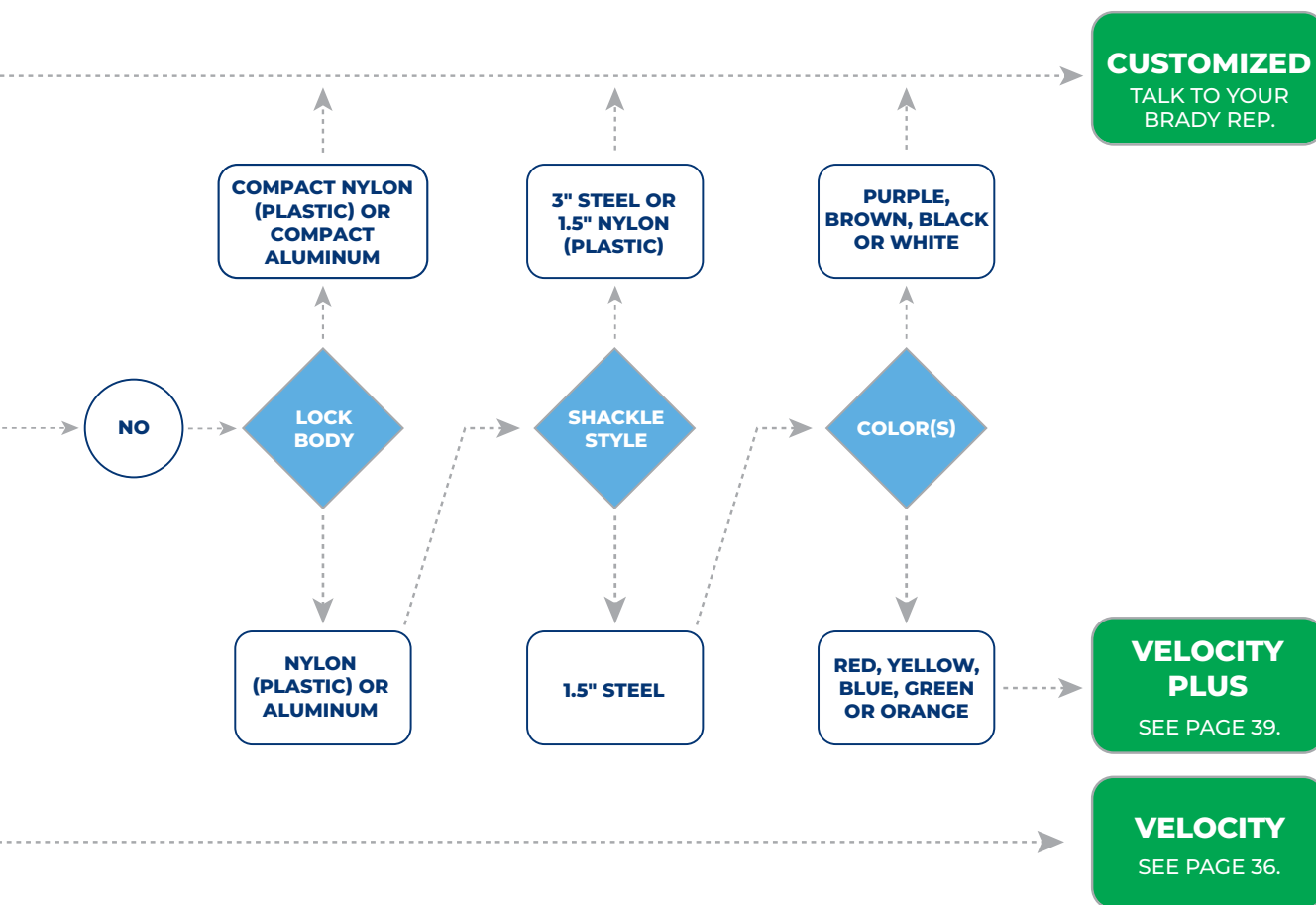
See page 36.



Velocity Plus Padlocks

Same great padlock in a more configurable ordering format. Simply pick your unique key code and quantity to enjoy quick shipping and easy re-orders.

See page 39.



*Sets of 12 and 24 available for aluminum or plastic standard-body Velocity padlocks in red only.

Velocity Padlocks — Standard Body

Accelerate your program with the most lock options at the best prices

- ▶ Available in the widest variety of colors, materials and styles
- ▶ Keyed different or keyed alike
- ▶ Ideal for most lockout program sizes
- ▶ Each padlock includes one key and lock labels in English, Spanish and French
- ▶ Nylon body dimensions: 1.77"H x 1.5"W x 0.82"D (44.96 mm x 38.1 mm x 20.83 mm)
- ▶ Aluminum body dimensions: 1.8"H x 1.5"W x 0.75"D (45.72 mm x 38.1 mm x 19.05 mm)



Standard Nylon Body (SDPL) with 1.5" (38 mm) Steel Shackle (38ST)

- Lightweight, durable and ideal for general lockout applications

Color	Keyed Different 1/Pack	Keyed Different 6/Pack	Keyed Alike 6/Pack	Keyed Different 12/Pack	Keyed Alike 12/Pack	Keyed Different 24/Pack	Keyed Alike 24/Pack
Red	SDPL-RED-38ST-KD	SDPL-RED-38ST-KD6	SDPL-RED-38ST-KA6	SDPL-RED-38ST-KD12	SDPL-RED-38ST-KA12	SDPL-RED-38ST-KD24	SDPL-RED-38ST-KA24
Green	SDPL-GRN-38ST-KD	SDPL-GRN-38ST-KD6	SDPL-GRN-38ST-KA6				
Orange	SDPL-ORG-38ST-KD	SDPL-ORG-38ST-KD6	SDPL-ORG-38ST-KA6				
Blue	SDPL-BLU-38ST-KD	SDPL-BLU-38ST-KD6	SDPL-BLU-38ST-KA6				
Yellow	SDPL-YLW-38ST-KD	SDPL-YLW-38ST-KD6	SDPL-YLW-38ST-KA6				
Black	SDPL-BLK-38ST-KD		SDPL-BLK-38ST-KA6				
White	SDPL-WHT-38ST-KD		SDPL-WHT-38ST-KA6				
Brown	SDPL-BRN-38ST-KD		SDPL-BRN-38ST-KA6				
Purple	SDPL-PRP-38ST-KD		SDPL-PRP-38ST-KA6				



Standard Nylon Body (SDPL) with 1.5" (38 mm) Nylon Shackle (38PL)

- Lightweight, non-conductive, non-sparking and ideal for electrical or general lockout applications

Color	Keyed Different 1/Pack	Keyed Different 6/Pack	Keyed Alike 6/Pack	Keyed Different 12/Pack	Keyed Alike 12/Pack	Keyed Different 24/Pack	Keyed Alike 24/Pack
Red	SDPL-RED-38PL-KD	SDPL-RED-38PL-KD6	SDPL-RED-38PL-KA6	SDPL-RED-38PL-KD12	SDPL-RED-38PL-KA12	SDPL-RED-38PL-KD24	SDPL-RED-38PL-KA24
Green	SDPL-GRN-38PL-KD	SDPL-GRN-38PL-KD6	SDPL-GRN-38PL-KA6				
Orange	SDPL-ORG-38PL-KD	SDPL-ORG-38PL-KD6	SDPL-ORG-38PL-KA6				
Blue	SDPL-BLU-38PL-KD	SDPL-BLU-38PL-KD6	SDPL-BLU-38PL-KA6				
Yellow	SDPL-YLW-38PL-KD	SDPL-YLW-38PL-KD6	SDPL-YLW-38PL-KA6				
Black	SDPL-BLK-38PL-KD		SDPL-BLK-38PL-KA6				
White	SDPL-WHT-38PL-KD		SDPL-WHT-38PL-KA6				
Brown	SDPL-BRN-38PL-KD		SDPL-BRN-38PL-KA6				
Purple	SDPL-PRP-38PL-KD		SDPL-PRP-38PL-KA6				



Standard Aluminum Body (SDAL) with 1.5" (38 mm) Steel Shackle (38ST)

- Corrosion-resistant and ideal for general lockout applications where added durability is needed

Color	Keyed Different 1/Pack	Keyed Different 6/Pack	Keyed Alike 6/Pack	Keyed Different 12/Pack	Keyed Alike 12/Pack	Keyed Different 24/Pack	Keyed Alike 24/Pack
Red	SDAL-RED-38ST-KD	SDAL-RED-38ST-KD6	SDAL-RED-38ST-KA6	SDAL-RED-38ST-KD12	SDAL-RED-38ST-KA12	SDAL-RED-38ST-KD24	SDAL-RED-38ST-KA24
Green	SDAL-GRN-38ST-KD	SDAL-GRN-38ST-KD6	SDAL-GRN-38ST-KA6				
Orange	SDAL-ORG-38ST-KD	SDAL-ORG-38ST-KD6	SDAL-ORG-38ST-KA6				
Blue	SDAL-BLU-38ST-KD	SDAL-BLU-38ST-KD6	SDAL-BLU-38ST-KA6				
Yellow	SDAL-YLW-38ST-KD	SDAL-YLW-38ST-KD6	SDAL-YLW-38ST-KA6				
Black	SDAL-BLK-38ST-KD		SDAL-BLK-38ST-KA6				
White	SDAL-WHT-38ST-KD		SDAL-WHT-38ST-KA6				
Brown	SDAL-BRN-38ST-KD		SDAL-BRN-38ST-KA6				
Purple	SDAL-PRP-38ST-KD		SDAL-PRP-38ST-KA6				



Standard Aluminum Body (SDAL) with 3" (76 mm) Steel Shackle (76ST)

- Longer shackle helps secure hard-to-reach or multiple isolation points

Color	Keyed Different 1/Pack
Red	SDAL-RED-76ST-KD
Green	SDAL-GRN-76ST-KD
Orange	SDAL-ORG-76ST-KD
Blue	SDAL-BLU-76ST-KD
Yellow	SDAL-YLW-76ST-KD
Black	SDAL-BLK-76ST-KD
White	SDAL-WHT-76ST-KD
Brown	SDAL-BRN-76ST-KD
Purple	SDAL-PRP-76ST-KD

Velocity Padlocks — Compact Body

Maximize versatility with smaller locks for tight spaces and unique applications

- ▶ Lightweight, compact design is ideal for lockout applications where clearance or accessibility is limited
- ▶ Available with standard U-shaped steel shackle or versatile cable shackle
- ▶ Nylon body dimensions: 1.25"H x 1.25"W x 0.625"D (31.75 mm x 31.75 mm x 15.875 mm)
- ▶ Aluminum body dimensions: 1.25"H x 1.25"W x 0.5"D (31.75 mm x 31.75 mm x 12.7 mm)

Compact Nylon Body (CPPL) with 1.0" (25 mm) Aluminum Shackle (25AL)

- Lightweight and designed to fit into tight spaces



Color	Keyed Different 1/Pack	Keyed Alike 6/Pack
Red	CPPL-RED-25AL-KD	CPPL-RED-25AL-KA6
Green	CPPL-GRN-25AL-KD	CPPL-GRN-25AL-KA6
Orange	CPPL-ORG-25AL-KD	CPPL-ORG-25AL-KA6
Blue	CPPL-BLU-25AL-KD	CPPL-BLU-25AL-KA6
Yellow	CPPL-YLW-25AL-KD	CPPL-YLW-25AL-KA6
Black	CPPL-BLK-25AL-KD	CPPL-BLK-25AL-KA6
White	CPPL-WHT-25AL-KD	CPPL-WHT-25AL-KA6
Brown	CPPL-BRN-25AL-KD	CPPL-BRN-25AL-KA6
Purple	CPPL-PRP-25AL-KD	CPPL-PRP-25AL-KA6

Compact Nylon Body (CPPL) with 8" (200 mm) Steel Cable (200CB)

- For securing multiple or oddly shaped lockout points in confined areas



Color	Keyed Different 1/Pack	Keyed Alike 6/Pack
Red	CPPL-RED-200CB-KD	CPPL-RED-200CB-KA6
Green	CPPL-GRN-200CB-KD	CPPL-GRN-200CB-KA6
Orange	CPPL-ORG-200CB-KD	
Blue	CPPL-BLU-200CB-KD	CPPL-BLU-200CB-KA6
Yellow	CPPL-YLW-200CB-KD	CPPL-YLW-200CB-KA6
Black	CPPL-BLK-200CB-KD	
White	CPPL-WHT-200CB-KD	
Brown	CPPL-BRN-200CB-KD	
Purple	CPPL-PRP-200CB-KD	

Compact Nylon Body (CPPL) with 16" (400 mm) Steel Cable (400CB)

- A longer, flexible reach for securing multiple or hard-to-reach isolation points



Color	Keyed Different 1/Pack	Keyed Alike 6/Pack
Red	CPPL-RED-400CB-KD	CPPL-RED-400CB-KA6
Green	CPPL-GRN-400CB-KD	CPPL-GRN-400CB-KA6
Orange	CPPL-ORG-400CB-KD	
Blue	CPPL-BLU-400CB-KD	CPPL-BLU-400CB-KA6
Yellow	CPPL-YLW-400CB-KD	CPPL-YLW-400CB-KA6
Black	CPPL-BLK-400CB-KD	
White	CPPL-WHT-400CB-KD	
Brown	CPPL-BRN-400CB-KD	
Purple	CPPL-PRP-400CB-KD	

Compact Aluminum Body (CPAL) with 1.0" (25 mm) Aluminum Shackle (25AL)

- Combines the durability of a steel shackle with a lightweight, corrosion-resistant anodized aluminum body



Color	Keyed Different 1/Pack	Keyed Alike 6/Pack
Red	CPAL-RED-25AL-KD	CPAL-RED-25AL-KA6
Green	CPAL-GRN-25AL-KD	CPAL-GRN-25AL-KA6
Orange	CPAL-ORG-25AL-KD	CPAL-ORG-25AL-KA6
Blue	CPAL-BLU-25AL-KD	CPAL-BLU-25AL-KA6
Yellow	CPAL-YLW-25AL-KD	CPAL-YLW-25AL-KA6
Black	CPAL-BLK-25AL-KD	CPAL-BLK-25AL-KA6
White	CPAL-WHT-25AL-KD	CPAL-WHT-25AL-KA6
Brown	CPAL-BRN-25AL-KD	CPAL-BRN-25AL-KA6
Purple	CPAL-PRP-25AL-KD	CPAL-PRP-25AL-KA6

Velocity Plus Padlocks

Fast-track your padlock procurement. Simply pick your unique key code and quantity to enjoy quick shipping and easy re-orders

- ▶ Choose your exact quantity, key code, color and material to minimize costs, control inventory and reduce waste
- ▶ Ideal for small- and medium-sized programs and high-turnover workforces
- ▶ Locks have a dedicated Brady catalog number that contains the unique key code you select for easy re-orders or to add onto your system
- ▶ Only available from Brady



Standard Nylon Body (SDPL) with 1.5" (38 mm) Steel Shackle (38ST)

Color	Keyed Alike Sets	# of Key Codes
Red	SDPL-RED-38ST-###	001 - 100
Green	SDPL-GRN-38ST-###	001 - 025
Orange	SDPL-ORG-38ST-###	001 - 025
Blue	SDPL-BLU-38ST-###	001 - 025
Yellow	SDPL-YLW-38ST-###	001 - 050



Standard Aluminum Body (SDAL) with 1.5" (38 mm) Steel Shackle (38ST)

Color	Keyed Alike Sets	# of Key Codes
Red	SDAL-RED-38ST-###	001 - 100
Green	SDAL-GRN-38ST-###	001 - 025
Orange	SDAL-ORG-38ST-###	001 - 025
Blue	SDAL-BLU-38ST-###	001 - 025
Yellow	SDAL-YLW-38ST-###	001 - 050



Padlock Labels

Simplify and speed up identification

When it comes to making padlocks identifiable as required by OSHA, padlock labels send a clear message. Ensure workers know immediately when a padlock is locking out an isolation point, the danger that interfering actions could have, and what authorized worker is performing work with colors that grab attention and label materials built to last.

Add safety with photo labels

Padlock labels customized with photos, names and contact information are an effective way for your facility to identify authorized workers and their equipment. And they're easier than you think, thanks to the BradyJet™ J7300 Color Label Printer.

Print from templates or create custom labels on site and on demand. DIY printing can cost you less over time versus preprinted labels.

Talk to your Brady representative or visit BradyID.com/BradyJet.



All Weather Permanent Adhesive Vinyl Labels for J7300 Inkjet Printer (J-179-2595)



Online support

Get your product questions answered in real time with live chat when you visit BradyID.com.



Labels for SafeKey Lockout Padlocks

- Labels help send a clear message when machine is down for service or maintenance
- Keep track of your Brady SafeKey Lockout Padlocks by writing who owns each padlock on each label

Catalog #	Description	Size	Qty.
150556	English, French, Spanish	Compact 0.89 in. x 1 in.	6 cards
150555	English, French, Spanish	Standard 1.12 in. x 1 in.	6 cards
65508	Lock Label Overlaminates	1 in. x 6 in.	40



Labels for Steel Padlocks

- Durable vinyl labels include overlaminates strips
- Labels accept pencil, pen or marker
- Designed to fit steel padlocks

Catalog #	Description	Size	Qty.
50280	English	0.75 in. x 4.5 in.	6
50281	Spanish	0.75 in. x 4.5 in.	6
50283	French	0.75 in. x 4.5 in.	6



Labels for Steel Padlocks

- Durable vinyl labels accept pencil, pen or marker
- Designed to fit steel padlocks

Catalog #	Size	Qty.
121448	0.75 in. x 5 in.	40



Self-Laminating Labels for Steel Padlocks

- Durable vinyl labels accept pencil, pen or marker
- Designed to fit steel padlocks

Catalog #	Size	Qty.
121449	0.625 in. x 4 in.	5



Wrap-Around Labels for Steel Padlocks

- Labels accept pencil, pen or marker
- Designed to fit steel padlocks

Catalog #	Size	Qty.
LID-3	0.75 in. x 4.5 in.	25



Labels for Nylon Padlocks

- Durable vinyl labels accept pencil, pen or marker
- Designed to fit nylon padlocks
- Labels supplied with multiple languages

Catalog #	Description	Qty.
51379	English/Spanish/French	6 of each language



Labels for Aluminum Padlocks

- Durable vinyl labels accept pencil, pen or marker
- Designed to fit aluminum padlocks

Catalog #	Description	Size	Qty.
50289	English	0.8 in. x 1.1 in.	6
50292	Spanish	0.8 in. x 1.1 in.	6
50293	French	0.8 in. x 1.1 in.	6



Lock Label Overlaminates

- Clear overlaminates protect existing lock label from dirt and grease
- Lock label sold separately

Catalog #	Description	Qty.
65508	1 in. x 6 in. overlaminates	40

Group Lockout

▶ Game-changers when teamwork is critical

While more workers mean more hands for maintenance and less equipment downtime, without the right devices in place, they also mean increased risk for accidental re-energization. It's why the Occupational Safety and Health Administration requires greater coordination and communication for group lockout tagout, specifically 29 CFR 1910.147(f)(3).

Brady devices are engineered to help you meet OSHA requirements. But they don't stop there. They also make organization, accessibility and productivity central to your program. Like a Permit Display Case with room for up to 25 sheets of paper ... not 1 like in others. Or the SlimView™ Group Lock Box with a 60% reduced footprint, compared to traditional lock boxes.

Everything designed with you in mind.

- ▶ **Permit Control Stations**
- ▶ **Group Lock Boxes**
- ▶ **Hasps**





Permit Control Stations


Lockout safety on display

Put equipment and documentation front and center at all times with the Permit Control Station. This best practice minimizes movement of equipment and personnel by keeping everything centralized, viewable and protected. Modular by design, you can select specific lock boxes to pair with the Permit Display Case to create the right solution for your facility.



Center of attention

Ensure workers can easily identify documents and equipment whenever necessary by wall-mounting your station at the point of need.



What a view

Verify lockout permits and checklists through the clear viewing panels and always keep vital information, devices and identification on display.



Keep it together

Pair documentation and equipment together in a single location with the 2-in-1 device construction. This best practice helps ensure group lockout compliance and efficiency.



It fits you

Mix and match your full solution or order components separately to complete an existing setup. Complex procedures or work histories are no problem for the 25-sheet storage capacity.




Snap out of it

Access documents or take them with during lockout validation via the quick-release case or removable clipboard.



Lightweight and heavy-duty

The lightweight material lets you set up and handle with ease, while the tough, rugged design stands up to wet, dusty and damaging environments.



Designed for the way you work

What if group lockout were as regular as routine maintenance? At Brady, we offer solutions that build safety and productivity right into your work, without disrupting your unique workflow. Specially designed features of the Permit Control Station add security and efficiency at every step to make group lockout second-nature. Take a look.

- A Lockout hangout**
11 hooks store up to three 1.5 in.- or 3 in.-shackle padlocks and keys.
- B Wall-mountable**
Fasten securely wherever you need it with easy mounting holes.
- C Extra security**
Locking tabs fully secure viewing panel and prevent key removal, regardless of lock point in use.
- D Operations-lock visibility**
Center-hanging operations lock identifies the lockout coordinator or shift manager.
- E Sizable storage**
Store up to 25 US letter-size sheets of paper (8.5 x 11 in.).
- F Damage defender**
Gasket seal with locking tabs offers water- and dust-resistance.
- G Document security**
Secure documents during lockout with the permit case lock point.

Find the station that's right for your facility

We've got the options that are right for you — from slim and portable lock boxes to contractor-specific and more, all paired with the versatile, lightweight Permit Display Case.



Permit Control Station with 26 Group Lock Box

- Ideal for your large group lockout scenarios where keeping things centralized is most important
- The ultimate in simplicity, storage and security
- Clear door gives you a clear view into everything you need
- Permit Display Case keeps documentation close and easily viewable

Catalog #	Description
152731	26 Group Lock Box - Red, Permit Display Station



Permit Control Station with SlimView™ Group Lock Box

- Ideal for mid-size group lockout projects where mobility is key
- Rugged steel body and polycarbonate door stand up to all of your toughest jobs
- Convenient storage for up to 12 padlocks with built-in padlock and key hangers
- Easy to wall mount with button mount holes
- Clear door gives you clear view into everything you need
- Permit Display Case keeps documentation close and easily viewable

Catalog #	Description
152730	SlimView - Red, Permit Display Station



Permit Control Station with Ultra-Compact Lock Box

- Ideal for smaller group lockout tasks and areas where space may be limited
- Wall-mountable and detachable
- Compact size lets it fit easily into a toolbox, bag or the palm of your hand
- Up to 12 workers can lock on per box
- Hinged transparent cover for easy viewing
- Permit Display Case keeps documentation close and easily viewable

Catalog #	Description
152732	Ultra-Compact Lock Box - Red, Permit Display Station



Permit Display Case Only

- If you have existing lock boxes or stations, order this Permit Display Case to complete your station
- Water- and dust-resistant — keep the elements at bay with a durable design
- Flexible — case or clipboard or both remove easily
- Compliant — implement this best practice when it comes to group lockouts across many industries

Catalog #	Description
151736	Permit Display Case



Uncomplicating complex lockout

As part of a comprehensive program, the Permit Control Station supports essential elements of group lockout best practices, including the following.



Identify padlocks

- Differentiate departments with color and engraved names using Brady SafeKey Padlocks
- Effectively organize your unique key system
- Store uniquely colored, serial-engraved equipment padlocks in the lockbox



Personalize tags

- Label each tag for compliance with authorized employee's name, phone number, and date and time of lockout
- Save on supplies and maintain safety with reusable laminated tags for authorized employees and disposable economy cardstock for contractors



Separate worker groups

- Use a red primary lockbox for authorized employees and a yellow lockbox for contractors
- Label corresponding boxes and accessories for specific equipment lockout
- Ensure lockout coordinator lock is first on and last off using the primary lock point



Oversee contractors

- Assign a shift coordinator to ensure contractor progress is tracked and equipment isn't re-energized until the work is done
- As a best practice, it's recommended the shift coordinator has a master key for contractor locks in case of abandonment (ensure facility's abandoned lock policy is followed)



Group Lock Boxes & Hasps


Lock on to efficient safety

For group lockout situations involving a large number of workers and equipment, group lock boxes offer a number of advantages, including fewer padlocks and hasps needed. For situations when multiple employees need to lock on to a single energy isolation point, hasps provide a fast, effective way to lock out. Get the solutions that fit your program, not the other way around, with a wide array of functionalities, sizes and colors from Brady.

How group lock boxes work



1 Lockout coordinator uses an equipment lock on each energy isolation point to lock out equipment. Keys for that lock are placed in the lock box.



2 Each worker applies his own lock to the lock box. As long as any one worker's lock remains on the lock box, the keys to the equipment locks cannot be accessed and the equipment cannot be restarted. Each employee retains exclusive control, as required by OSHA.

Your on-the-go lock box labeler

Handheld labelers from Brady are an easy way to clearly separate lock box worker groups and equipment, and further your commitment to compliance. And it doesn't stop there. This general-purpose labeler can handle any of your industrial labeling needs, including wires, panels and more, and may be cheaper than purchasing pre-printed labels over time.



▶ Learn more at BradyID.com/M610



26 Group Lock Box

- Provides the ultimate in simplicity, storage and security for large group-lockout scenarios
- Up to 26 workers can lock on per box
- Easy to wall-mount with button mount holes
- Clear viewing panel gives you a clear view of equipment
- Center-hanging ops lock identifies the lockout coordinator or shift manager
- Locking tabs fully secure viewing panel and prevent key removal, regardless of lock point in use
- 11 hooks store up to three 1.5 in.- or 3 in.-shackle padlocks and keys

Catalog #	Description
152189	26 Group Lock Box - Red
GLB26	26 Group Lock Box - Yellow

Padlocks sold separately.

Portable Metal Group Lockout Boxes

- Made of heavy-duty steel, powder-coated for extra rust resistance
- Features lockable clasp, 12 holes along lid and one operations control point
- Small: 6 in. x 8.9 in. x 3.5 in. compartment holds up to 40 padlocks
- Medium: 6 in. x 8.9 in. x 7 in. compartment holds up to 75 padlocks

Catalog #	Description	Size	Color
45190	Small, English	6 in. x 8.9 in. x 3.5 in.	Blue
65699	Small, English	6 in. x 8.9 in. x 3.5 in.	Red
65040	Small, Spanish	6 in. x 8.9 in. x 3.5 in.	Red
65672	Small, English	6 in. x 8.9 in. x 3.5 in.	Yellow
51171	Medium, English	6 in. x 8.9 in. x 7 in.	Red

Padlocks sold separately.



Ultra Compact Group Lock Box

- Compact size for portability in your lockout kit or toolbox
- Simple storage with wall-mount bracket when not in use
- Hinged transparent cover for easy viewing of contents
- Can accommodate up to 12 locks
- Size: 5.25 in. x 3.25 in. x 2.25 in.



Catalog #	Description
149173	Box without Locks
153674	Box with 6 Red Keyed-Alike Locks
153675	Box with 6 Red Keyed-Different Locks



SlimView™ Group Lock Box

- Innovative narrow design and recessed door allow padlocks to hang straight, reducing the overall footprint by 60% compared to traditional lock boxes
- Steel body and clear polycarbonate door to see contents
- Built-in padlock and key hangers
- Storage for up to 12 padlocks
- Wall mountable
- Size: 6 in. x 10.5 in. x 3.5 in.

Catalog #	Description	Color
150505	SlimView Lock Box	Red
151761	SlimView Lock Box	Yellow

Padlocks sold separately.



Portable / Wall-Mounted Group Lockout Box

- Powder-coated steel lock box includes a removable handle for portability as well as holes for wall mounting
- Accommodates 8-10 locks
- Dimensions: 6 in. x 15 in. x 3 in.

Catalog #	Description	Color
LG252M	Metal Wall Lock Box	Yellow

Padlocks sold separately.



Lock Storage / Group Lockout Box

- Heavy-duty steel, powder-coated for extra rust resistance
- Features a lockable storage compartment and a group lockout compartment
- Lockout compartment has clear window with keyhole slot
- Large box: 12 in. x 6.75 in. x 8.25 in. Compartment holds approx. 42 locks. 21 lock holes along box lid
- XL box: 12 in. x 9 in. x 8.25 in. Compartment holds approx. 56 locks. 21 lock holes along box lid

Catalog #	Description	Size	Color
175461	Large	12 in. x 6.75 in. x 8.25 in.	Red
175462	XL	12 in. x 9 in. x 8.25 in.	Red

Padlocks sold separately.



Metal Wall-Mounted Group Lockout Boxes

- Made of durable, powder-coated steel with key slot on top
- Clear window slides out when locks are removed
- Comes with key pegs and ID labels
- Wall-mounting holes and hardware
- Small lock box: 7 in. x 8 in. x 2.25 in. 7 key pegs that hold 5 keys each, 7 lock holes along bottom
- Large lock box: 7 in. x 16 in. x 2.25 in. 15 key pegs that hold 5 keys each, 12 lock holes along bottom

Catalog #	Description	Color
105714	Small Metal Lock Box	Red
105715	Large Metal Lock Box	Red

Padlocks sold separately.



Steel Group Lockout Hasps

- Constructed of vinyl-coated high tensile steel with rust-resistant plating
- Lock holes: 0.375 in. dia.

Catalog #	Description	Qty.
133161	1 in. dia. Jaws	1
65375	1 in. dia. Jaws	12
133162	1.5 in. dia. Jaws	1
65376	1.5 in. dia. Jaws	12



Steel Group Lockout Hasps with Tabs

- Tamperproof interlocking tabs prevent unauthorized opening
- Case-hardened steel with rust proof plating
- Lock holes: 0.375 in. dia.

Catalog #	Description	Qty.
105718	1 in. dia. Jaws	1
105719	1.5 in. dia. Jaws	1



Corrosion-Resistant Group Lockout Hasps

- 12 gauge epoxy coated steel provides superior rust resistance and added dielectric strength
- Lock holes: 0.313 in. dia.

Catalog #	Description	Qty.
T218	1 in. dia. Jaws	1
T220	1.5 in. dia. Jaws	1



Aluminum Economy Group Lockout Hasps

- Non-sparking, aluminum small hasps are a great addition to your tool box
- Lightweight: Only 1.25 oz
- Lock holes: 0.375 in.

Catalog #	Description	Qty.
105720	1 in. dia. Jaws	1
105721	1.5 in. dia. Jaws	1



Non-Conductive Group Lockout Hasps

- Strong, rigid plastic resin
- Excellent electrical insulating
- Performs at low temps, excellent heat resistance

Catalog #	Description	Qty.
LH220A-RD	Lockout Hasp	1



Heavy-Duty Lockout Hasp

- Hasp allows multiple workers to lockout at each isolation point
- Stainless steel construction
- Accommodates 0.33 in. dia. padlock shackles

Catalog #	Description	Qty.
871239	Heavy-Duty Hasp	24



Dual Jaw Hasp

- Dual construction allows for increased versatility in a single product
- Larger jaw measures 1.25 in. x 1.75 in.
- Smaller jaw measures 0.75 in. dia.

Catalog #	Description	Qty.
236919	Dual Jaw Hasp	1



Non-Conductive Nylon Group Lockout Hasp

- Accommodate up to 6 locks
- Withstands up to 1,000 lbs. despite weighing only 1 oz.
- Dimensions: 7 in. x 1.75 in.
- Lock holes: 0.375 in. dia.

Catalog #	Description	Qty.
99668	Nylon Lockout Hasp	1



SHOCK-STOP™ Hasps (5 pack)

- Stop sign design instantly alerts user that hasp is in use
- Includes 6 lock holes and a slot for daisy-chaining hasps
- Use dry erase marker to write identifying information each time you lock out

Catalog #	Description	Qty.
87693	Shock-Stop Hasp	5



Labeled Group Lockout Hasps

- Tough 5052 anodized aluminum alloy hasps include tamperproof locking tabs
- Write-on label accepts pencil, pen or marker. Pen and pencil markings are easily erased for repeated use
- Size: 7 in. x 3 in. x 0.187 in. / Lock holes: 0.313 in. dia.

Legend option 1

Catalog #	Color	Qty.
65960	Red	5
65961	Silver	5
65962	Blue	5
65963	Green	5
65964	Gold	5
65967	Combo*	5

Legend option 2

Catalog #	Color	Qty.
65970	Red	5
65971	Silver	5
65972	Blue	5
65973	Green	5
65974	Gold	5
65975	Combo*	5

Legend option 3

Catalog #	Color	Qty.
39480	Red	5

Legend option 4

Catalog #	Color	Qty.
39481	Red	5



Legend 1 and 2 Color Options

*Combo includes 1 each of the five colors listed above.

Lockout Tagout Kits & Stations

▶ Let's get down to business

Put everything needed for successful lockout tagout in place – or on the go – with lockout kits and stations. These convenient solutions help better equip employees, which creates a safer lockout process, and also boost efficiency. Because when workers know where to find equipment, they can transition more smoothly from work to lockout and back to work again. That's good for workers and good for business.

▶ Lockout Tagout Kits

- Electrical & Valve
- Valve
- Electrical & Breaker
- Forklift
- Personal

▶ Lockout Tagout Stations

- Board Stations
- Cabinet Stations

▶ Lockout and Padlock Storage

- Bags and Pouches
- Unfilled Stations, Cabinets and Boards
- Carriers



On-the-go safety



Lockout Tagout Kits

Convenient safety wherever work takes you

Safely power down faster when you power up your lockout tagout readiness with convenient, easily accessible and portable kits. Select from general to application-specific devices in a variety of storage solutions, all designed to put lockout safety at hand and on the go.



OSHA compliance driver

Designed and assembled exclusively for safety to help you comply with OSHA 29 CFR § 1910.147 Control of Hazardous Energy.



Built to last

All kit components meet Brady's highest standards for quality, durability and reliability.



Extremely portable

Pouches, duffels and toolboxes go where you go to keep padlocks and devices at the ready.



Great for contractors

Kits store easily in vehicles for travel between jobsites.

Electrical & Valve Lockout Tagout Combination Kit

- ▶ Organize, transport and deploy everything you need to lock out breakers, plugs and valves in a multitude of types and sizes with our most robust kit
- ▶ Lightweight but durable duffel keeps contents protected and portable



Electrical and Valve Lockout Tagout Kit with Nylon Safety Padlocks in Duffel Bag

- Components:
 - 3 - Nylon-body padlocks (SDPL-RED-38ST-KD)
 - 1 - Duffel (99162)
 - 2 - Pouches (51172)
 - 2 - Hasps (133161)
 - 1 - Cable lockout with 8 ft. metal cable (50943)
 - 1 - Universal valve lockout with blocking arm (50921)
 - 1 - 1 in. to 2.5 in. gate valve lockout (65560)
 - 1 - 2.5 in. to 5 in. gate valve lockout (65561)
 - 1 - 5 in. to 6.5 in. gate valve lockout (65562)
 - 1 - Ball valve lockout (BS07A-RD)
 - 2 - Clamp-on circuit breaker lockout devices 120/277V (65396)
 - 1 - Clamp-on circuit breaker lockout device 480/600V (65397)
 - 2 - Universal multipole breaker lockout devices (66321)
 - 1 - 3-in-1 plug lockout device (PLO23)
 - 1 - Wall switch lockout (65392)
 - 10 - Tags (65520)
 - 10 - Zip ties



Catalog #	Description
153672	Electrical & Valve Lockout Duffel Bag Kit with Padlocks

Valve Lockout Tagout Kit

- ▶ Everything you need to effectively lock out gate, ball and other valves
- ▶ Rugged hard-plastic toolbox keeps contents organized and protected from damaging environments
- ▶ Included cable and universal devices provide the versatility you need for unique valve lockouts



Valve Lockout Tagout Kit with Aluminum Safety Padlocks in Toolbox

- Components:
 - 3 - Aluminum-body padlocks (SDAL-RED-38ST-KD)
 - 1 - Toolbox (105906)
 - 2 - 1 in. hasps (133161)
 - 1 - Cable lockout with 8 ft. metal cable (50943)
 - 1 - Universal valve lockout with blocking arm (50921)
 - 1 - 1 in. to 2.5 in. gate valve lockout (65560)
 - 1 - 2.5 in. to 5 in. gate valve lockout (65561)
 - 1 - 5 in. to 6.5 in. gate valve lockout (65562)
 - 1 - Ball valve lockout (BS07A-RD)
 - 10 - Tags (65520)
 - 10 - Zip ties



Catalog #	Description
153671	Valve Lockout Toolbox Kit with Padlocks in Toolbox

Electrical & Breaker Lockout Tagout Kits

- ▶ All components specially designed for electrical lockout scenarios, including non-conductive nylon-body padlock
- ▶ Included circuit breaker lockout devices cover 120/277V and 480/600V breakers in single- and multi-pole configurations



Electrical Breaker Lockout Tagout Kit with Nylon Safety Padlock in Pouch

- Belt-attachable pouch keeps tools at the ready
- Components:
 - 1 - Nylon-body padlock (SDPL-RED-38ST-KD)
 - 1 - Pouch (51172)
 - 1 - 1 in. hasp (133161)
 - 2 - Clamp-on circuit breaker lockout devices 120/277V (65396)
 - 1 - Clamp-on circuit breaker lockout device 480/600V (65397)
 - 5 - Tags (65520)
 - 5 - Zip ties

Catalog #	Description
153669	Breaker Lockout Pouch Kit with Padlocks



Electrical Lockout Tagout Kit with Nylon Safety Padlocks in Toolbox

- Components:
 - 3 - Nylon-body padlocks (SDPL-RED-38ST-KD)
 - 1 - Toolbox (105906)
 - 2 - 1 in. hasps (133161)
 - 2 - Clamp-on circuit breaker lockout devices 120/277V (65396)
 - 1 - Clamp-on circuit breaker lockout device 480/600V (65397)
 - 2 - Universal multipole breaker lockout device (66321)
 - 1 - 3-in-1 plug lockout devices (PLO23)
 - 1 - Wall switch lockout (65392)
 - 10 - Tags (65520)
 - 10 - Zip ties

Catalog #	Description
153670	Electrical Lockout Toolbox Kit with Padlocks

BatteryBlock™ Forklift Power Connector Lockout Kit

- ▶ BatteryBlock™ Power Connector Lockout device fits on 175A and 350A power connectors with and without handles
- ▶ Non-conductive pins ensure the device stays secure during maintenance projects and off-shift periods
- ▶ Lock out more than forklifts – use on pallet jacks, powered carts, scissor lifts and stackers



BatteryBlock Forklift Power Connector Lockout with Safety Lockout Padlock

- Components:
 - 1 - Nylon-body padlock (SDPL-RED-38ST-KD)
 - 1 - BatteryBlock Forklift Power Connector Lockout (150841)
 - 1 - Tag (65520)
 - 1 - Zip tie

Catalog #	Description
153676	BatteryBlock Forklift Lockout Kit with Padlock



Personal Lockout Tagout Kits

- ▶ These slim kits have the essentials for individual workers to stay ready and be compliant with OSHA's "one person, one lock, one key" guidance
- ▶ Reusable heavy-duty polyester tag is protected by write-on laminate that wipes clean and withstands water, grease and extreme temperatures



Lockout Tagout Kit with Nylon Safety Padlock in Pouch

- Belt-attachable pouch keeps tools at the ready
- Components:
 - 1 - Nylon-body padlock (SDPL-RED-38ST-KD)
 - 1 - Pouch (51172)
 - 2 - 1 in. hasps (133161)
 - 5 - Tags (65520)
 - 5 - Zip ties

Catalog #	Description
153668	Lockout Tagout Pouch Kit with Padlock



Nylon Safety Lockout Padlock and Tag Kit

- Components:
 - 1 - Nylon-body padlock (SDPL-RED-38ST-KD)
 - 1 - Tag (65520)
 - 1 - Zip tie

Catalog #	Description
153673	Lockout Padlock & Tag Kit

Your kits, your way

Stock up, replace lost components or build out your own kits with Brady's full selection of padlocks and devices.



- Padlocks 28
- Cable Lockouts 68
- Gate Valve Lockouts 70
- Ball Valve Lockouts 71
- Panel Lockouts 74
- Breaker Lockouts 75
- Fuse & Terminal Lockouts 88
- Plug Lockouts 89

Questions? Speak with a helpful Brady rep at 1-888-272-3946.

Safety on display



Lockout Tagout Stations

Keep lockout awareness and tools front and center

Set up workers for success and provide the tools for compliance when you put lockout safety front and center, wherever that may be. Fully outfitted, easily installed and always accessible, these lockout stations and boards are designed and assembled exclusively for safety.



OSHA compliance driver

Designed and assembled exclusively for safety to help you comply with OSHA 29 CFR § 1910.147 Control of Hazardous Energy.



Built to last

All kit components meet Brady's highest standards for quality, durability and reliability.



Ultimate accessibility

Helps workers quickly find and deploy locks, tags and devices to maintain safety and compliance.




Easy wall mounting

Predrilled holes let you easily mount to virtually any surface using screws, zip ties or other fastening devices.

Lockout Tagout Board Stations


- ▶ 11.5 in. H x 15.5 in. W board holds up to 6 padlocks plus lockout hasps and tags up to 3 in. W
- ▶ 23.5 in. H x 11.5 in. W board holds up to 24 padlocks, plus lockout hasps and tags up to 3 in. W



6-Lock Lockout Board Station with Nylon Safety Lockout Padlocks

- Components:
 - 1 - Lock board (50989)
 - 2 - 1 in. hasps (133161)
 - 10 - Tags (65520)
 - 10 - Zip ties
- Padlock Options:
 - 6 - Keyed-different nylon-body padlocks (SDPL-RED-38ST-KD6) to equip multiple authorized users while complying with OSHA's "one person, one lock, one key" guidance
 - 6 - Keyed-alike nylon-body padlocks (SDPL-RED-38ST-KA6) that allow all locks to be opened with a single key to eliminate key-to-lock confusion

Catalog #	Description
153679	6-Lock Board with Padlocks - Keyed Different
153680	6-Lock Board with Padlocks - Keyed Alike*



24-Lock Lockout Board Station with Nylon Safety Lockout Padlocks


- Components:
 - 1 - Lock board (50991)
 - 2 - 1 in. hasps (133161)
 - 2 - 1.5 in. hasps (133162)
 - 30 - Tags (65520)
 - 30 - Zip ties
- Padlock Options:
 - 24 - Keyed-different nylon-body padlocks (SDPL-RED-38ST-KD24) to equip multiple authorized users while complying with OSHA's "one person, one lock, one key" guidance
 - 24 - Keyed-alike nylon-body padlocks (SDPL-RED-38ST-KA24) that allow all locks to be opened with a single key to eliminate key-to-lock confusion

Catalog #	Description
153687	24-Lock Board with Padlocks - Keyed Different
153688	24-Lock Board with Padlocks - Keyed Alike*

* Industry Best Practice: Each employee should have a unique key code; keyed-alike sets are ideal for equipment locks.

Lockout Tagout Cabinet Stations

- ▶ Carrying handle gives you a conveniently portable option, or mount to the wall using predrilled holes
- ▶ 16 in. H x 14 in. W x 3.5 in. D
- ▶ Populate and organize up to 6 or 12 padlocks plus lockout hasps and tags; options available with additional devices
- ▶ Organize how you want using two tag holders or the removable clear plastic shelf
- ▶ Lockable clear plastic door provides instant visibility while protecting contents from damage, theft and loss



6-Lock Lockout Cabinet Station with Nylon Safety Lockout Padlocks

- Components:
 - 1 - Lock and device station (170397)
 - 2 - 1 in. hasps (133161)
 - 10 - Tags (65520)
 - 10 - Zip ties
- Padlock Options:
 - 6 - Keyed-different nylon-body padlocks (SDPL-RED-38ST-KD6) to equip multiple authorized users while complying with OSHA's "one person, one lock, one key" guidance
 - 6 - Keyed-alike nylon-body padlocks (SDPL-RED-38ST-KA6) that allow all locks to be opened with a single key to eliminate key-to-lock confusion

Catalog #	Description
153681	6-Lock Station with Padlocks - Keyed Different
153682	6-Lock Station with Padlocks - Keyed Alike*



12-Lock Lockout Cabinet Station with Nylon Safety Lockout Padlocks

- Components:
 - 1 - Lock and device station (170397)
 - 2 - 1 in. hasps (133161)
 - 2 - 1.5 in. hasps (133162)
 - 20 - Tags (65520)
 - 20 - Zip ties
- Padlock Options:
 - 12 - Keyed-different nylon-body padlocks (SDPL-RED-38ST-KD12) to equip multiple authorized users while complying with OSHA's "one person, one lock, one key" guidance
 - 12 - Keyed-alike nylon-body padlocks (SDPL-RED-38ST-KA12) that allow all locks to be opened with a single key to eliminate key-to-lock confusion

Catalog #	Description
153683	12-Lock Cabinet Station with Padlocks - Keyed Different
153684	12-Lock Cabinet Station with Padlocks - Keyed Alike*

* Industry Best Practice: Each employee should have a unique key code; keyed-alike sets are ideal for equipment locks.



Electrical Lockout Cabinet Station with Nylon Safety Lockout Padlocks

- Components:
 - 1 - Lock and device station (170397)
 - 2 - 1 in. hasps (133161)
 - 2 - 1.5 in. hasps (133162)
 - 1 - Cable lockout with 8 ft. metal cable (50943)
 - 2 - Clamp-on circuit breaker lockout devices 120/277V (65396)
 - 1 - Clamp-on circuit breaker lockout device 480/600V (65397)
 - 2 - Universal multipole breaker lockout devices (66321)
 - 1 - 3-in-1 plug lockout device (PLO23)
 - 2 - Wall switch lockouts (65392)
 - 20 - Tags (65520)
 - 20 - Zip ties
- Padlock Options:
 - 6 - Keyed-different nylon-body padlocks (SDPL-RED-38ST-KD6) to equip multiple authorized users while complying with OSHA's "one person, one lock, one key" guidance
 - 6 - Keyed-alike nylon-body padlocks (SDPL-RED-38ST-KA6) that allow all locks to be opened with a single key to eliminate key-to-lock confusion



Catalog #	Description
153685	Electrical Lockout Station with Padlocks - Keyed Different
153686	Electrical Lockout Station with Padlocks - Keyed Alike*

▶ Mark stations using handheld labelers

Handheld Brady labelers are the perfect way to add in-house, on-the-go identification to your lockout program. Select from our full lineup with features best for your needs, all built to travel with you wherever work happens.

Find yours at BradyID.com/PortablePrinters.



* Industry Best Practice: Each employee should have a unique key code; keyed-alike sets are ideal for equipment locks.

Organizing essentials



Lockout & Padlock Storage

Options to match your storage and mobility needs

Already have your lockout padlocks and devices? Building your own kit? No problem. Select from a wide variety of storage options built for durability, convenience and optimal capacity based on your needs.



Lockout Pouch

- Made of heavy-duty nylon
- Hands-free transport with belt loops
- Dimensions: 5 in. x 7 in. x 2 in. (51172)
6 in. x 7 in. x 2 in. (87943)

Catalog #	Description	Color
51172	Lockout Pouch	Red
87943	Lockout Pouch	Black



Large Lockout Pouch

- Nylon pouch with attachment loop on the back
- Dimensions: 8 in. x 7 in. x 3 in.

Catalog #	Description
50979	Large Lockout Pouch w/ Plastic Zipper



Lockout Security Bag

- Made of rugged canvas with drawstring
- Capable of being locked closed
- Dimensions: 9.75 in. x 18 in.

Catalog #	Description
65780	Lockout Security Bag



Lockout Satchel

- Nylon satchel with 39 in. shoulder strap
- Includes latchable front pocket and two side mesh holders
- Dimensions: 14 in. x 4 in. x 15 in.

Catalog #	Description
51173	Lockout Satchel



Lockout Duffel Bag

- Polyester duffel bag with 8 inside pockets and 39 in. removable shoulder strap
- Dimensions: 10 in. x 16.5 in. x 8.5 in.

Catalog #	Description
99162	Lockout Duffel Bag



Lockable Lockout Toolbox

- Made of durable copolymer resin
- Includes a removable organizing tray
- Dimensions: 5.25 in. x 14 in. x 6.5 in.

Catalog #	Description
65290	Lockable Lockout Toolbox



Lockout Toolboxes

- Rugged polypropylene with nickel-plated steel clasps and removable tray
- Two handy storage pockets built into lid
- Small: 7.1 in. x 14 in. x 5.5 in.
- Medium: 7.8 in. x 16.2 in. x 7.3 in.

Catalog #	Description
105905	Small Toolbox
105906	Medium Toolbox



Ready Access Lockout Station

- Made of polypropylene
- Semi-transparent hinged cover with locking mechanism
- Four small detachable hanging hooks
- Dimensions: 17 in. x 17 in. x 6.75 in.

Catalog #	Description
105942	Ready Access Padlock Station



Ready Access Padlock Station

- Made of polypropylene
- Semi-transparent hinged cover with locking mechanism
- Holders for tags, locks and hasps
- Dimensions: 17 in. x 13.25 in. x 2.5 in.

Catalog #	Description
105932	Ready Access Padlock Station



Lockout Tagout Station

- Clear plastic door provides instant visibility
- Lock hole provides added protection against damage, theft and loss
- Dimensions: 16 in. x 14 in. x 3.5 in.; holds up to 12 padlocks plus lockout hasps and tags

Catalog #	Description
170397	Lockout Tagout Station



Lockout Cabinet

- Three shelves and added depth provide maximum storage
- Dimensions: 18 in. x 14 in. x 9.5 in.

Catalog #	Description
LC584E	Lockout Cabinet



Metal Lockout Cabinet

- All-metal powdercoated cabinet comes with one adjustable shelf
- Lockout safety tips on inside door
- Wall mounted or easily transported
- Cabinet dimensions: 16 in. x 14 in. x 6 in.

Catalog #	Description
LC252M	Metal Lockout Cabinet
LC254M	Extra Shelf



Heavy Duty Lockout Cabinet

- Centralizes lockout activity needs by organizing the tools, padlocks and padlock keys in one location
- Locking mechanism protects contents from harsh environments and prevents unauthorized access
- Clear plastic window allows for easy viewing of contents
- Dimensions: 30.25 in. x 15 in. x 9.5 in.

Catalog #	Description
LC977A	Heavy Duty Lockout Cabinet



Wall-Mounted Cabinet

- Heavy-duty steel key cabinets provide safe storage and control access to keys
- Cabinets feature prenumbered, snap-hook key tags, a numerical index and 10 checkout tags to record who has borrowed keys
- Two keys are supplied for each cabinet lock

Catalog #	Description
99021	Wall-Mounted Cabinet - 240-Key Capacity
95700	Wall-Mounted Cabinet - 30-Key Capacity



50997



50994



50993



50996



50995

Lockout Station

- Constructed of sturdy white polystyrene with predrilled holes for easy wall mounting
- Built-in lock rail holds locks and pegboard-style holes for hooks are drilled into back

Catalog #	Description
50997	Small Lockout Station - 23.25 in. x 12.25 in. x 4 in.
50994	Large Lockout Station - 26 in. x 19.5 in. x 5 in.
50993	X-Large Lockout Station - 30 in. x 25 in. x 5.25 in.
50996	Large Lockout Station with Doors - 26 in. x 19.5 in. x 5 in.
121509	Large Lockout Station with Doors (Spanish) - 26 in. x 19.5 in. x 5 in.
50995	X-Large Lockout Station with Doors - 30 in. x 25 in. x 5.25 in.



50989



50990



50991



50992

Padlock Lockout Board Stations

- Bright yellow color draws workers' attention
- Made of 3/16-in.-thick acrylic with acrylic lock rails and clear polycarbonate tag pockets that accommodate tags up to 3-in. wide

Catalog #	Description
50989	6-Lock Padlock Station - 11.5 in. x 15.5 in. x 0.187 in.
50990	12-Lock Padlock Station - 13.5 in. x 13.5 in. x 0.187 in.
50991	24-Lock Padlock Station - 23.5 in. x 11.5 in. x 0.187 in.
121506	24-Lock Padlock Station (Spanish) - 23.5 in. x 11.5 in. x 0.187 in.
50992	36-Lock Padlock Station - 21.5 in. x 23.5 in. x 0.187 in.



Mini Electrical Lockout Station

- Clearly labeled station helps you store and identify electrical lockout devices
- Pre-drilled mounting holes let you place at the point of need

Catalog #	Description
3070	Mini Electrical Lockout Station



TC8



TH2-H



TH2

Tag Holders

- Make tags visible and easy to find
- One-pocket holders include adhesive strips, magnetic strips and screws

Catalog #	Description
TH2	1-Pocket Tag Holder
TH2-H	1-Pocket Tag Holder with Pen Hooks
TC8	8-Pocket Holder Information Center

Tags sold separately.



Bilingual Safety Lockout Station

- Dual language and high-visibility coloring alerts many workers

Catalog #	Description
3013	Bilingual Safety Station



Padlock Stations

- Constructed of 14 gauge steel with red plastic coating
- Small: 2.25 in. x 3 in. x 1.25 in., holds up to 4 padlocks
- Large: 3 in. x 16 in. x 1.25 in., holds up to 24 padlocks

Catalog #	Description
LR060E	Small Padlock Station
LR360E	Large Padlock Station

Padlocks sold separately.



Steel Lockout Padlock Control Centers

- Constructed of red powder-coated 22 gauge steel
- Each metal hook can hold 2 locks
- Two keys supplied for cabinet lock
- Small: 10 in. x 12 in. x 2 in., holds 16 locks
- Large: 15.5 in. x 18 in. x 2 in., holds 32 locks

Catalog #	Description
LR008E	Small Padlock Control Center
LR018E	Large Padlock Control Center

Padlocks sold separately.



Enclosed Padlock Storage Modules

- Constructed of sintra with lockable, transparent acrylic doors
- Provides safe storage and controls access to padlocks
- Large: 30 in. x 15 in. x 3.5 in., holds 40 locks

Catalog #	Description
65241	Large Padlock Storage Module

Padlocks sold separately.



Padlock and Tag Carrier

- Convenient transportation and storage of 12 locks, keys, tags and hasps all in one place
- Reduces the amount of lost or misplaced padlocks and hasps
- Offset design for flush wall mounting, equipment mounting or hanging on a belt clip
- Available with or without padlocks

- Carrier Components
 - 1 - Lock and Tag Carrier
 - 2 - Small Carabineers
 - 1 - Large Carabineer
 - 1 - Coiled Key Strap
 - 3 - Labels in English / French / Spanish
 - 3 - Write-on Lockout Procedure Tags
 - Optional: nylon padlocks and hasps



Catalog #	Description	Color
148866	Padlock and Tag Carrier	Red
148865	Padlock and Tag Carrier	Yellow
148862	Padlock and Tag Carrier	Blue
148861	Padlock and Tag Carrier	Green
153677	Padlock and Tag Carrier with Padlocks (12 Keyed Different) and (2) 1 in. Hasps	Red
153678	Padlock and Tag Carrier with Padlocks (12 Keyed Alike) and (2) 1 in. Hasps	Red

Lockout Tagout Storage

Lockout Tagout Devices

▶ We're gonna make this easy for you

Valves, switches, breakers, handles and levers come in many shapes and sizes. How many? Too many to count. When it comes to these energy isolation points, however, OSHA has one rule during a lockout tagout procedure: physically prevent them from transmitting or releasing hazardous energy.


That's where energy isolating devices come in. Brady doesn't offer you a single magic bullet — no one can. Instead, we offer an arsenal of solutions engineered for and trusted by lockout professionals worldwide.

Every Brady device — like our innovative valve, electrical and cable lockouts — is designed to be equal parts effective and easy to use. Because time spent monkeying with devices that won't fit, can't adapt or don't work means longer shutdowns and increased safety risks. And who's got time for that?

- ▶ **Cable Lockout Devices**
- ▶ **Valve Lockout Devices**
- ▶ **Electrical Lockout Devices**
- ▶ **Additional Lockout Devices**



Hello, adaptability



Cable Lockout Devices

Conquer any isolation point

For those hard-to-fit, hard-to-reach or *just plain hard* isolation points, cable lockout devices are a simple, effective solution. With a single device, you can lock out multiple disconnects and valves. Or, for those unusual energy isolation points less compatible with application-specific devices, cable lockouts bend, shape or wrap to provide an easy, secure fit. Add these versatile devices to your lockout tagout program today.



All-Purpose Cable Lockout

- Superior chemical, corrosion and temperature resistance
- Available with interchangeable cables
- Service temperatures of cables: non-conductive nylon is -40° to 200°F; sheathed metal is -30° to 180°F



Easily adjust set screw for variable cable lengths

Catalog #	Description	Color	Qty
50941	All-Purpose Cable Lockout with 8 ft. Nylon Cable	Red	1
50943	All-Purpose Cable Lockout with 8 ft. Steel Cable	Red	1
50944	All-Purpose Cable Lockout - No Cable	Red	1
170378	All-Purpose Cable Lockout with 8 ft. Steel Cable	Green	1
170377	All-Purpose Cable Lockout - No Cable	Green	1
170379	Lockout Nylon Cable Spool	-	1
170409	Nylon Cable - 8 ft.	-	1
122263	Steel Cable Spool - Steel with Clear Coating	-	1
170408	Steel Cable, 8 ft. - Steel with Clear Coating	-	1



Cable Lockout

- Device constructed of impact-modified nylon
- Includes 6 ft. galvanized steel cable (0.125 in. outside dia.)

Catalog #	Description	Color	Qty
65318	Cable Lockout Device with 6 ft. Cable	Red	1
45191	Cable Lockout Device with 6 ft. Cable	Blue	1
45192	Cable Lockout Device with 6 ft. Cable	Yellow	1
65319	8 ft. Steel Cable Only	-	1
65320	10 ft. Steel Cable Only	-	1

*Other cable lengths available upon request. Padlocks sold separately.



Mini Cable Lockout

- Compact and portable with internally stored cable
- Push-button self-winding mechanism automatically cinches cable tight
- Superior chemical, corrosion and temperature resistance
- 6 lock holes fit most padlock shackles and hasps
- Body dimensions: 4 in. dia. x 1.75 in. deep
Cable dimensions: 0.06 in. outside dia. x 8 ft. length

Catalog #	Description	Qty
50940	Mini Cable Lockout with 8 ft. Steel Cable	1
51442	Mini Cable Lockout with 8 ft. Nylon Cable	1


Padlocks sold separately.



Economy Cable Lockout

- Device accepts up to six padlocks with 0.28 in. dia.
- Includes 6 ft. or 10 ft. plastic-coated steel cable
- Cable diameter: 0.187 in.

Catalog #	Description	Qty.
CABLO	Cable Lockout w/ 6 ft. cable	1
CABLO-10	Cable Lockout w/ 10 ft. cable	1
CABLE	6 ft. cable only	1
CABLE-10FT	10 ft. cable only	1



Spin Lockout System

- Economical, highly visible cable lockout device
- Features flexible 0.125 in. diameter cables
- Double Hex Spin Lockout can be operated by a standard wrench or device-specific operating tool
- Extra Secure Spin Lockout provides enhanced security as it requires the use of the device-specific operating tool

Description	Red	Yellow	Green
Extra Secure Spin Lockout System with Cable*	122250	152268	122252
Extra Secure Spin Lockout System - No Cable*	122244	122245	122246
Double Hex Spin Lockout System with 59' Cable	122253	122254	122255
Double Hex Spin Lockout System - No Cable	122247	122248	-
50 m Cable Spool - Steel with Clear Coating	122263 (clear)		

* Extra Secure Spin Lockout System requires the use of the device-specific operating tool. Padlocks sold separately.

Made for the job



Valve Lockout Devices

Purpose-built solutions ensure a safer, secure fit

Pressurized valves are as diverse as the contents they contain, and include ball, butterfly, cylinder, gate, plug and pneumatic varieties. And that can be challenging when lockout procedures are involved. Having the right tool for the job is half the battle, which is why Brady offers devices that run the gamut of type and size.



Gate Valve Lockouts

- Unique knockout center fits OS&Y or rising stem valves
- Made of rugged injection-molded polypropylene
- Service temps from -25°F to 200°F
- Service temps from -40°F to 302°F (transparent option)
- Accepts shackles up to 0.375 in. diameter
- Transparent option visually confirms the appropriate position, identifies valve leaks and helps ensure safety
- Supplied with English, Spanish and French danger labels

Fits Valve Handles Dia.	Red	Yellow	Green	Blue	Transparent
1 in. to 2.5 in.	65560	65590	65595	65585	145581
2.5 in. to 5 in.	65561	65591	65596	65586	145582
5 in. to 6.5 in.	65562	65592	65597	65587	145583
6.5 in. to 10 in.	65563	65593	65598	65588	145584
10 in. to 13 in.	65564	65594	65599	65589	145585

Valve Lockout Devices



Collapsible Gate Valve

- Folds into smaller sizes for easy storage
- Cover rotates into fully engaged position
- Rugged injection-molded styrene construction
- 3 device sizes to secure valves up to 18 in. handle diameter

Catalog #	Description	Fits	Qty
148648	Collapsible Gate Valve Lockout	3 in. to 7 in. dia.	1
148647	Collapsible Gate Valve Lockout	7 in. to 13 in. dia.	1
148646	Collapsible Gate Valve Lockout	13 in. to 18 in. dia.	1



Adjustable Gate Valve Lockout

- Versatile lockout adjusts to fit 1 in. to 6.5 in. valve handles, replacing 3 conventional gate valve lockouts
- Constructed of rugged injection-molded polypropylene
- Service temps from -13° F to 194° F
- Supplied with English, Spanish and French danger labels

Catalog #	Description	Fits	Qty
64057	Adjustable Gate Valve Lockout	1 in. to 6.5 in. dia.	1



T-handle Ball Valve Lockout

- Fits most T-handle valves on PVC pipes 0.5 to 1 in. dia.
- Exclusive design features adjustable slides to ensure proper fit
- Easy to apply, lock and store

Catalog #	Description	Fits	Qty
151748	T-handle Ball Valve Lockout	0.5 to 1 in. dia.	1
151749	T-handle Ball Valve Lockout	1.25 to 2 in. dia.	1



Standard Ball Valve Lockout

- Easy-to-use, single-piece design locks quarter-turn ball valves in OFF position
- Two sizes fit most valves up to 3 in.
- Made of either super-tough nylon (service temp -40° to 248° F) or powder-coated steel

Catalog #	Material	Max Shackle Dia.	Valve Size / Pipe Dia.	Max Handle Width	Max Handle Thickness
65666	Nylon	0.28 in.	0.25 in. to 1 in.	1.5 in.	0.75 in.
65692	Steel	0.375 in.	0.25 in. to 1 in.	1.5 in.	0.75 in.
65669	Steel	0.28 in.	1.25 in. to 3 in.	2.1 in.	1.25 in.
65693	Steel	0.375 in.	1.25 in. to 3 in.	1.9 in.	1.25 in.



4-Legged Ball Valve Lockout

- Made from ultra-tough polypropylene
- Small size locks out pipes 0.5 in. to 2.5 in. diameter and can also lock valves OPEN on pipes from 0.5 in. to 1.25 in.
- Large size locks out pipes 2 in. to 8 in. diameter


Catalog #	Size	Valve Size	Color	Qty.
BS07A-RD	Small	0.5 in. to 2.5 in. dia.	Red	1
BS07A-YW	Small	0.5 in. to 2.5 in. dia.	Yellow	1
BS07A-BU	Small	0.5 in. to 2.5 in. dia.	Blue	1
BS07A-GN	Small	0.5 in. to 2.5 in. dia.	Green	1
BS08A-RD	Large	2 in. to 8 in. dia.	Red	1
BS08A-YW	Large	2 in. to 8 in. dia.	Yellow	1
BS08A-BU	Large	2 in. to 8 in. dia.	Blue	1
BS08A-GN	Large	2 in. to 8 in. dia.	Green	1



Perma-Mount™ Ball Valve Lockout

- Retrofit devices are meant to stay permanently in place at the point of need
- One-time installation is easy to complete in just a few minutes
- Available in 2 sizes to fit a full range of 0.5 in. to 4 in. diameter ball valves

Catalog #	Description	Ball Valve Dia.	Qty
121540	Small Perma-Mount Ball Valve Lockout	0.5 in. to 2 in.	1
121541	Large Perma-Mount Ball Valve Lockout	2 in. to 4 in.	1



Pipe Blind Flange Lockout Device

- Adjustable locking arm accommodates both standard and recessed bolt positions
- Secures 1 or 2 bolts for extra security
- Versatile to accept up to 4 padlocks
- Heavy-duty construction withstands harsh environments
- UL approved for use in explosive atmospheres

Catalog #	Description	Fits	Qty
149228	Small Blind Flange Lockout	0.5 in. to 3 in. diameter pipes	1
149229	Medium Blind Flange Lockout	3 in. to 14 in. diameter pipes	1
149230	Large Blind Flange Lockout	14 in. to 48 in. diameter pipes	1



Plug Valve Lockout

- Ideal for difficult-to-secure plug valves in compliance with OSHA standards
- Various sizes to fit most 1 in. to 8 in. diameter manually actuated plug valves
- Durable and tamper-resistant with service temperatures from -25°F to 200°F
- Compact in size and easy to use

Catalog #	Description	Valve Stem Dia.	Qty
113231	Plug Valve Lockout	Up to 0.875 in. stem dia.	1
113232	Plug Valve Lockout	0.94 in. to 1.375 in. stem dia.	1
113233	Plug Valve Lockout	1.75 in. to 2.125 in. stem dia.	1
113234	Plug Valve Lockout	2.188 in. to 2.5 in. stem dia.	1



No-Handle Valve Lockout with Cable

- Bring the convenience of a cable lockout device to handle-off ball, gate and pneumatic valves
- Goes on easy – just place cap, thread cable, close door, pull tight and apply padlock
- Stays on securely – tough cam wheels hold cable tight and closable protective cam door prevents loosening or tampering
- Two interchangeable rubber bases ensure a snug fit

Catalog #	Size	Ball Valve Dia.	Color
175644	No-Handle Valve Lockout with Cable	0.375 in. to 24 in.	Red
178769	No-Handle Valve Lockout with Cable	0.375 in. to 24 in.	Clear



Butterfly Valve Lockout

- Innovative design to lock out butterfly valves with a lever handle in the OFF position
- Accommodates handle thicknesses of:
Small - 0.125 in. to 2.25 in.
Large - 2 in. to 4 in.



Butterfly Valve Lockout

- Effective for popular pull handle valves ½ in. to 8 in. dia. commonly used in food and beverage, water utilities, chemical and pharmaceutical industries
- Single-piece design stays together in use or in storage
- Secures the valve handle in any desired position, from fully closed to partially or fully open

Catalog #	Description
121504	Butterfly Valve Lockout - Small
121505	Butterfly Valve Lockout - Large



Catalog #	Description
170220	Pull-handle Butterfly Valve Lockout
49303	Butterfly Valve Lockout



Universal Valve Lockout (UVLO)

Lock out all types of valves with a single device

- Made of rugged industrial-grade steel and nylon for extra impact and chemical resistance
- Versatile open-ended clamp fits over most closed rings, wide handles
- Can also lock out large levers, T-handles and other hard-to-secure mechanical devices
- Cable attachment offers choice of 0.125 in. non-conductive nylon or rustproof sheathed metal cable
- Small: for handle widths up to 1 in. (max. handle thickness 0.6 in.)
- Large: for handle widths up to 1.6 in. (max. handle thickness 1.1 in.)

Full Solution

Catalog #	Description	For Handle Width
51394	Small Device, 8 ft. Sheathed Cable, Blocking Arm	Up to 1 in. (max thickness 0.6 in.)
51390	Small Device, 8 ft. Nylon Cable, Blocking Arm	Up to 1 in. (max thickness 0.6 in.)
51392	Large Device, 8 ft. Sheathed Cable, Blocking Arm	Up to 1.6 in. (max thickness 1.1 in.)
51388	Large Device, 8 ft. Nylon Cable, Blocking Arm	Up to 1.6 in. (max thickness 1.1 in.)

Individual Components

Catalog #	Description	For Handle Width
50924	Small UVLO Base Clamping Unit	Up to 1 in. (max thickness 0.6 in.)
50899	Large UVLO Base Clamping Unit	Up to 1.6 in. (max thickness 1.1 in.)
65402	Small Blocking Arm	
65403	Large Blocking Arm	
51395	Cable Attachment with 8 ft. Sheathed Cable	
50932	Cable Attachment with 8 ft. Nylon Cable	
50947	8 ft. Sheathed Metal Cable	
50950	12 ft. Sheathed Metal Cable	
50953	16 ft. Sheathed Metal Cable	
50956	20 ft. Sheathed Metal Cable	



Use blocking arm to lock out quarter-turn ball valves



Attach to butterfly handles to prevent trigger handle from being squeezed



Use cable attachment to lock out gate valves



Use two blocking arms to lock out 3-, 4- or 5-way valves, or to lock in the ON, OFF or throttled position

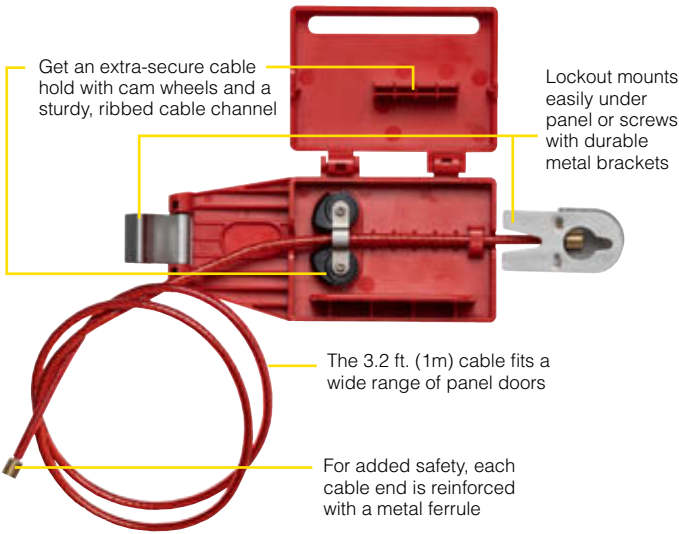
Powerfully simple



Electrical Lockout Devices

Clear, uncomplicated variety

Electrical lockout scenarios can involve tight spaces, small isolation points, and a massive range of size and compatibility considerations. Brady makes it easy to find what you need to effectively lock out all types of electrical isolation points with our comprehensive electrical lockout device offering. See how our innovative products fit and function better than the rest.



Panel Cable Lockout

- Fits a wide range of panel doors to effectively lock out all breakers at once
- One-piece design is easy to install and remove
- Accommodates up to four padlocks or hasps
- Each cable end is reinforced with a metal ferrule
- Cable length: 3.2 ft. (1 m); cable diameter: 0.19 in.

Catalog #	Description	Qty.
151633	Panel Cable Lockout	1


Mounting options



Under panel




Under panel screws



Universal Multi-Pole Breaker Lockout

- Single device works with most major multi-pole breakers that employ a tie-bar
- Made of durable impact-modified nylon
- Use thumbscrew to clamp lockout securely over tie bar, then insert lock to prevent clamp from being loosened

Catalog #	Description	Qty.
66321	Universal Multi-Pole Breaker Lockout	1
66320	Universal Multi-Pole Breaker Lockouts	6



120V Snap-On Breaker Lockout

- Designed for 120V breakers with holes in the switch tongue
- Quick and easy – just snap in place and apply lock
- Dual cavities accommodate different size switch tongues
- Accepts shackles up to 0.28 in. dia.
- Dimensions: 0.83 in. x 0.35 in. x 2.15 in.

Catalog #	Description	Qty.
65387	120V Snap-On Breaker Lockout	1
65688	120V Snap-On Breaker Lockouts	6



120 / 277V and 480 / 600V Clamp-On Breaker Lockout

- Works on a wide range of single-pole and internal-trip multi-pole breakers
- Use thumbscrew to clamp lockout onto switch tongue, then pull cover over thumbscrew and lock in place
- Accepts lock shackles up to 0.28 in.
- Detachable cleats expand the range of applicable breakers

Catalog #	Description	Qty.
176495	120 / 277V Clamp-On with Slide Cover	1
176496	120 / 277V Clamp-On with Slide Cover	6
176497	480 / 600V Clamp-On with Slide Cover	1
176498	480 / 600V Clamp-On with Slide Cover	6



Oversized 480 / 600V Clamp-On Breaker Lockout

- Oversized 480 / 600V frame lockout fits breaker switches up to 2.25 in. wide and 0.875 in. thick
- Made of durable polypropylene and glass-filled, impact-modified nylon


Catalog #	Description	Qty.
65329	Oversized Breaker Lockout	1
65321	Oversized Breaker Lockout	6



Extra Cleats for Clamp-On Breaker Lockout

- Use in conjunction with clamp-on breaker lockouts (sold separately) to expand the range of applicable breakers that can be locked out
- Easily clips onto the bottom of the lockout body
- Ensures positive restraint for breakers with long, sliding switch throws

Catalog #	Description	Qty.
177594	Extra Cleats For 120 / 277V Lockout	6
177595	Extra Cleats For 480 / 600V Lockout	6



480-600V Breaker Blocker

- For oversized and irregularly shaped switches
- Self-adhesive backed rails are permanently installed onto panel
- Blocking bars are 7.6 in. long
- Red blocking bar indicates locked off, green bar indicates locked on

Catalog #	Description	Qty.
90891	Breaker Block Kit*	1
90892	7.6 in. Red Blocking Bar	5
90893	7.6 in. Green Blocking Bar	5
51264	4 in. Yellow Mounting Rails	2
51265	Blocking Bar Holder	5


*Kit includes 2 yellow mounting rails, 1 red blocking bar, 1 green blocking bar and 3 alcohol wipes.



TAGLOCK™ 120V Snap-On Breaker Lockout

- Designed for 120V breakers with holes in the switch tongue
- Quick and easy – just snap in place and apply lock
- Dual cavities accommodate different size switch tongues
- Single and 6 packs include cable ties

Catalog #	Description	Qty
148689	120V Snap-On Breaker Lockout	1
148693	120V Snap-On Breaker Lockout	6
148694	120V Snap-On Breaker Lockout (Cable ties sold separately)	50



TAGLOCK™ 120V Holed-Tongue Breaker Lockout

- Align pins with holes in breaker and snap closed
- Pins prevent switch from being thrown
- Lockout is small enough to lockout multiple breakers in a row
- Single and 6 packs include cable ties

Catalog #	Description	Qty
148696	Breaker Switches with Holes	1
148688	Breaker Switches with Holes	6
148700	Breaker Switches with Holes (Cable ties sold separately)	50



TAGLOCK™ Universal Multi-Pole Breaker Lockout

- Single device works with most major multi-pole breakers that employ a tie-bar
- Use thumbscrew to clamp lockout securely over tie bar, then insert lock to prevent clamp from being loosened
- Single and 6 packs include cable ties


Catalog #	Description	Qty
148702	Multi-pole Breaker Lockout	1
148697	Multi-pole Breaker Lockout	6
148695	Multi-pole Breaker Lockout (Cable ties sold separately)	50



TAGLOCK™ 120 / 277V Clamp-On Breaker Lockout

- Works on a wide range of single-pole and internal-trip multi-pole breakers
- Use thumbscrew to clamp lockout onto switch tongue, then pull cover over thumbscrew and lock in place
- Includes cleat to expand the range of applicable breakers
- Single and 6 packs include cable ties

Catalog #	Description	Qty
148690	120 / 277V Breaker Lockout	1
148698	120 / 277V Breaker Lockout	6
148699	120 / 277V Breaker Lockout (Cleats and cable ties sold separately)	50
77594	Extra Cleats for 120 / 277V Lockout	6



TAGLOCK™ 480 / 600V Clamp-On Breaker Lockout

- Works on a wide range of single-pole and internal-trip multi-pole breakers
- Use thumbscrew to clamp lockout onto switch tongue, then pull cover over thumbscrew and lock in place
- Includes cleat to expand the range of applicable breakers
- Single and 6 packs include cable ties

Catalog #	Description	Qty
148701	480 / 600V Breaker Lockout	1
148687	480 / 600V Breaker Lockout	6
148686	480 / 600V Breaker Lockout (Cleats and cable ties sold separately)	25
177595	Extra Cleats for 480 / 600V Lockout	6



TAGLOCK™ Oversized Clamp-On Breaker Lockout

- Oversized 480 / 600V frame lockout fits breaker switches up to 2.25 in. wide and 0.875 in. thick
- Made of durable polypropylene and glass-filled, impact-modified nylon
- Single and 6 packs include cable ties

Catalog #	Description	Qty
148692	Oversized Breaker Lockout	1
148691	Oversized Breaker Lockout	6
148685	Oversized Breaker Lockout (Cable ties sold separately)	25



EZ Paneloc™ System

- Works on wide range of breakers, including single- and multi-pole configurations
- Can be used with most padlocks by making use of unique lock rail system
- Allows panel door to be closed even when lockouts are in place
- Accommodates multiple locks, facilitating group lockout activity without hasps
- Keeps weight off the breakers, protecting delicate electrical components
- Positions locks and tags outside the panel, making sure lockout activity is clearly visible to anyone in the area

(Not recommended for use with multi-lock hasps)



Snap-On Lockout

- For use on Square D NQO and other breakers with a hole in the switch tongue
- Align pins with holes in breaker and snap closed
- Pins prevent switch from being thrown
- Size: 0.90 in. x 1.88 in. x 0.74 in.
- Rails sold separately


Catalog #	Description	Qty.
51252	Snap-On Lockout w/ 2 in. Cable	1
65815	Snap-On Lockout w/ 2 in. Cable	6



Clamp-On Lockout

- For use on breakers that do not have a hole in the switch tongue
- Turn thumbscrew to clamp lockout securely onto switch, then snap the cover closed to prevent thumbwheel from being loosened
- Size: 0.95 in. x 2.56 in. x 0.74 in.
- Rails sold separately

Catalog #	Description	Qty.
51254	Clamp-On Lockout w/ 2 in. Cable	1
65810	Clamp-On Lockout w/ 2 in. Cable	6



Spacing Gasket and Lock Rails

- For low-profile panels
- Self-adhesive gasket pushes out low-profile panel frame adding 0.375 in. of clearance between the panel and the door
- Lock rails made of durable isoplast polymers with acrylic adhesive backing

Catalog #	Description	Qty.
51256	4 in. Lock Rail (7 loops)	1
65814	4 in. Lock Rail (7 loops)	6
51258	8 in. Lock Rail (15 loops)	1
51260	8 in. Lock Rail (15 loops)	6
89256	Spacing Gasket 0.375 in. x 1 in. x 15 ft.	1

EZ Paneloc System in Action



1. Expose the super-bond adhesive on back of rail. Permanently affix to any location on the panel.




2. Attach the lockout device to the breaker and snap into locked position.



3. Pass plastic key through lock rail and attach lock, preventing key from sliding down cable to device.



4. After procedure is finished, unlock device by inserting and turning the black plastic key.



Low Profile Breaker Lockout

- Low-profile design allows door closure and eliminates the need to lock out the entire panel
- Proprietary thumbwheel design for tool-free application
- Made from fiberglass-reinforced nylon for durability
- Tamper-resistant features help prevent unauthorized removal
- Fits single-pole circuit breakers

Catalog #	Type	Qty.
177547	Low Profile Breaker Lockout	1
177548	Low Profile Breaker Lockout - 6 pack	6

Mini Circuit Breaker Lockout Devices for single- and multi-pole breakers

- ▶ The Miniature Circuit Breaker Lockout Devices from Brady are designed with specific circuit breakers in mind so that lockout can be completed safely and effectively without any tools. These lockouts feature quick and easy installation. Colored tips help easily differentiate devices.



Universal Fit

- One lockout device fits numerous ABB, Hager, Siemens and Schneider mini-circuit breakers
- Low-profile design allows for panel door closure
- Accept locks with shackle diameter up to 0.28 in.
- Quick and easy installation with no tools required
- Works on both single- and multi-pole breakers
- Made from durable, fiberglass-reinforced nylon

Catalog #	Type	Qty.
149514	Miniature circuit breaker lockout - Universal Fit (UF)	1
149515	Miniature circuit breaker lockout - Universal Fit (UF)	6

ABB MS325

- Specifically designed to lockout ABB MS325 series breakers
- Easy one-handed push button installation
- Complete lockout with full size padlock
- Extra-wide tip for added lockout security
- Made from durable, fiberglass-reinforced nylon

Catalog #	Type	Qty.
149433	Miniature circuit breaker lockout - ABB MS325 (MS)	1
149434	Miniature circuit breaker lockout - ABB MS325 (MS)	6



Pin-Out Standard (POS)

- Easily installed with a push button; no tools required
- Accept locks with shackle diameter up to 0.28 in.
- Works on both single- and multi-pole breakers
- Made from durable, fiberglass-reinforced nylon

Catalog #	Type	Qty.
90844	Miniature circuit breaker lockout - Pin-Out Standard (POS)	1
90845	Miniature circuit breaker lockout - Pin-Out Standard (POS)	6

Pin-In Standard (PIS)

- Easily installed with a push button; no tools required
- Accept locks with shackle diameter up to 0.28 in.
- Works on both single- and multi-pole breakers
- Made from durable, fiberglass-reinforced nylon

Catalog #	Type	Qty.
90847	Miniature circuit breaker lockout - Pin-In Standard (POS)	1
90848	Miniature circuit breaker lockout - Pin-In Standard (POS)	6



Pin-Out Wide (POW)

- Easily installed with a push button; no tools required
- Accept locks with shackle diameter up to 0.28 in.
- Works on both single- and multi-pole breakers
- Made from durable, fiberglass-reinforced nylon

Catalog #	Type	Qty.
90850	Miniature circuit breaker lockout - Pin-Out Wide (POW)	1
90851	Miniature circuit breaker lockout - Pin-Out Wide (POW)	6



Tie-Bar Lockout (TBLO)

- Thumb wheel for quick application, no tools required
- Accept locks with shackle diameter up to 0.28 in.
- Works on both single- and multi-pole breakers
- Made from durable, fiberglass-reinforced nylon

Catalog #	Type	Qty.
90853	Miniature circuit breaker lockout - Tie-Bar Lockout (TBLO)	1
90854	Miniature circuit breaker lockout - Tie-Bar Lockout (TBLO)	6



Universal Rotary Breaker Lockout

- Universal fit securely accommodates most engine switches with a panel height up to 1.78" (45 mm).
- Intuitive thumbwheel design ensures fast, tool-free installation and removal
- Industrial-grade construction withstands harsh environments
- Meets requirements as part of an OSHA-compliant lockout tagout program

Catalog #	Type	Qty.
177243	Universal Rotary Breaker Lockout	1

Miniature circuit breaker compatibility chart

Brand	Poles	Model No.	Type	Catalog # (1/pkg)
ABB	1	S222	POS, UF	90844, 149514
ABB	1	F374	POS, UF	90844, 149514
ABB	1	S251, S261, S263	POS, UF	90844, 149514
ABB	1	S272, S253	POS, UF	90844, 149514
ABB	3	S253	POS, UF	90844, 149514
ABB	3	MS325	MS, UF	149433, 149514
AEG	2	E82S	PIS	90847
Allen-Bradley	1,2,3	1492-CB1, 2, 3	POS	90844
Buschmat	1	S46	POS	90844
Clipsal	1	4CB116	POS	90844
Clipsal	3	4CB320	POS	90844
E-TA	1	911225	PIS	90847
E-TA	2	911220G	POS	90844
FAZ	4	C16	POS	90844
FAZ	1	C16	POS	90844
GE Vynckier	3	Series E	PIS	90847
GE Vynckier	3	Series G	PIS	90847
GE Vynckier	4	Series E	PIS	90847
GE Vynckier	1	Series G	PIS	90847
GE Vynckier 16A	2	Series E	PIS	90847
GE Vynckier C16, 16A	1	Series E	PIS	90847
Hager	3	453717	POS, UF	90844, 149514
Hager	2	MW216A	POS, UF	90844, 149514
Hager	4	MW620A	POS, UF	90844, 149514
Kapp	1	LS68	PIS	90844
Legrand	2	1935	TBLO	90844

Brand	Poles	Model No.	Type	Catalog # (1/pkg)
Legrand	3	1980	TBLO	90844
Legrand	4	1980	TBLO	90844
Legrand	2	4302	PIS	90847
Legrand	3	6469	PIS	90847
Legrand	1	1908	PO	90844
Merlin Gerin	3	C80A	TBLO, POW	90850, 90853
Merlin Gerin	2	B100A	TBLO, POW	90850, 90853
Merlin Gerin	1	C60N	POS	90844
Merlin Gerin	1	C32N	POS	90844
Merlin Gerin	2	C60N	POS	90844
Merlin Gerin	4	C60N	POS	90844
Merlin Gerin	3	C32N	POS	90844
Merlin Gerin	3	C45AD	POS	90844
Proteus	1	C16	POS	90844
Proteus	1	C6	POS	90844
Proteus	3	C6	POS	90844
Siemens 17U	2	5SQ12	TBLO, UF	90853, 149514
Siemens 17U	3	5SQ13	TBLO, UF	90853, 149514
Siemens 17U	4	5SQ16	TBLO, UF	90853, 149514
Siemens 17U	1	5SQ11	POW, UF	90850, 149514
Siemens C10	1	5SX1	POW, UF	90850, 149514
Siemens C32	2	5SX1-2	TBLO, UF	90853, 149514
Siemens C70	3	5SX13	TBLO, UF	90853, 149514
Siemens L20A	2	5SN2-2	TBLO, UF	90853, 149514
Sursum	3	EA53	PIS	90847
Wylex	2	WRS40/2	POS	90844



Circuit Breaker Lockout Compatibility Guide

Brady offers a wide variety of lockouts to isolate and secure most circuit breaker switches. From standard snap-on and clamp-on models to oversized, multi-pole and miniature options, Brady is sure to have what you need.

Standard Circuit Breaker Lockouts



65387
148689

120V
Snap-on lockout



176495, 65396,
148690

120 / 277V
Clamp-on lockout



176497, 65397
148701

480 / 600V
Clamp-on lockout



65329
148692

480 / 600V
Oversized lockout



66321
148702

Universal
multi-pole lockout



177547

Low Profile
single-pole lockout

EZ Paneloc™ Lockouts



51252, 148696

Snap-on
(SQD QO) lockout



51254

Clamp-on
(universal) lockout

Miniature Circuit Breaker Lockouts



90844

Pin-out
standard
lockout



90847

Pin-in
standard
lockout



90850

Pin-out
wide
lockout



90853

Tie-bar
lockout



149433

Rotary
lockout



149514

Universal
lockout

Circuit Breaker Lockout Compatibility Guide (continued)

Brand	Model No.	Poles	Compatible Part #
ABB	E221	1	90844
ABB	E222	2	90844
ABB	E241	1	90844
ABB	E242	2	90844
ABB	E243	3	90844
ABB	E244	4	90844
ABB	E271	1	90844
ABB	E272	2	90844
ABB	E273	3	90844
ABB	E274	4	90844
ABB	F202AC	2	90850
ABB	F204AC	4	90850
ABB	F362	2	90844
ABB	F364	4	90844
ABB	F374	4	90844, 149514
ABB	F672	2	90850
ABB	F674	4	90850
ABB	JS	2-3	176497, 65397*, 148701*
ABB	MS325	3	149433
ABB	S1	3	176495, 177547, 65396, 148690
ABB	S201-B	1	90844
ABB	S201-C	1	90844
ABB	S201-D	1	90844
ABB	S201-K	1	90844
ABB	S201P-K	1	90844
ABB	S201P-Z	1	90844
ABB	S201U-K	1	90844
ABB	S201U-Z	1	90844
ABB	S201UP-K	1	90844
ABB	S201UP-Z	1	90844
ABB	S202-B	2	90844
ABB	S202-C	2	90844
ABB	S202-D	2	90844
ABB	S202-K	2	90844
ABB	S202P-K	2	90844
ABB	S202P-Z	2	90844
ABB	S202U-K	2	90844
ABB	S202U-Z	2	90844
ABB	S202UP-K	2	90844
ABB	S202UP-Z	2	90844
ABB	S203-B	3	90844
ABB	S203-C	3	90844
ABB	S203-D	3	90844
ABB	S203-K	3	90844
ABB	S203P-K	3	90844
ABB	S203P-Z	3	90844
ABB	S203U-K	3	90844
ABB	S203U-Z	3	90844
ABB	S203UP-K	3	90844
ABB	S203UP-Z	3	90844
ABB	S204-B	4	90844
ABB	S204-C	4	90844
ABB	S204-K	4	90844
ABB	S204U-K	4	90844
ABB	S204U-Z	4	90844
ABB	S204UP-K	4	90844
ABB	S204UP-Z	4	90844
ABB	S221	1	90844
ABB	S222	2	90844, 149514
ABB	S222-K	4	90844
ABB	S223	3	90844
ABB	S224	4	90844
ABB	S251	1	90844, 149514
ABB	S252	2	90844
ABB	S253	3	90844, 149514
ABB	S261	1	90844, 149514
ABB	S261-B	1	90844
ABB	S261-C	1	90844
ABB	S261-D	1	90844
ABB	S262-B	2	90844
ABB	S262-C	2	90844
ABB	S262-D	2	90844

Brand	Model No.	Poles	Compatible Part #
ABB	S263	1	90844, 149514
ABB	S263-B	3	90844
ABB	S263-C	3	90844
ABB	S263-D	3	90844
ABB	S264-B	4	90844
ABB	S264-C	4	90844
ABB	S271-K	1	90844
ABB	S272	1	90844, 149514
ABB	S272-K	2	90844
ABB	S273-K	3	90844
ABB	S274-K	4	90844
ABB	S281-K	1	90844
ABB	S281-Z	1	90850
ABB	S281UC-K	1	90844
ABB	S281UC-Z	1	90850
ABB	S282-K	2	90844
ABB	S282-Z	2	90850
ABB	S282UC-K	2	90844
ABB	S282UC-Z	2	90850
ABB	S283-K	3	90844
ABB	S283-Z	3	90850
ABB	S283UC-K	3	90844
ABB	S283UC-Z	3	90850
ABB	S3	3	176497, 65397*, 148701*
ABB	S501-B	1	90850
ABB	S501-C	1	90850
ABB	S501-D	1	90850
ABB	S501-K	1	90850
ABB	S501UC-B	1	90850
ABB	S501UC-K	1	90850
ABB	S502-B	2	90850
ABB	S502-C	2	90850
ABB	S502-D	2	90850
ABB	S502-K	2	90850
ABB	S502UC-B	2	90850
ABB	S502UC-K	2	90850
ABB	S503-B	3	90850
ABB	S503-C	3	90850
ABB	S503-D	3	90850
ABB	S503-K	3	90850
ABB	S503UC-B	3	90850
ABB	S503UC-K	3	90850
ABB	S504UC-B	4	90850
ABB	S504UC-K	4	90850
ABB	E82S	2	90847
Airpax	Airpax	1	176495, 177547, 65396*, 148690*
Allen Bradley	1492-CB1DF	1	90844
Allen Bradley	1492-CB1DG	1	90844
Allen Bradley	1492-CB1DH	1	90844
Allen Bradley	1492-CB1F	1	90844
Allen Bradley	1492-CB1G	1	90844
Allen Bradley	1492-CB1H	1	90844
Allen Bradley	1492-CB2DF	2	90844
Allen Bradley	1492-CB2DG	2	90844
Allen Bradley	1492-CB2DH	2	90844
Allen Bradley	1492-CB2F	2	90844
Allen Bradley	1492-CB2G	2	90844
Allen Bradley	1492-CB2H	2	90844
Allen Bradley	1492-CB3F	3	90844
Allen Bradley	1492-CB3G	3	90844
Allen Bradley	1492-CB3H	3	90844
Allen-Bradley	1492-CB1	1	90844
Allen-Bradley	1492-CB2	2	90844
Allen-Bradley	1492-CB3	3	90844
American Ckt. Bkr.	NEF	3	176495, 177547, 65396*, 148690*
American Ckt. Bkr.	NJJ	3	176497, 65397*, 148701*, 65329, 148692
American Switch	C	1	176495, 177547, 65396*, 148690*, 51252, 148696, 51254
Bryant	BR	2-3	66321, 148702, 51254

Brand	Model No.	Poles	Compatible Part #
Bryant	BR	1	65387, 148689, 176495, 177547, 65396, 148690, 51254
Buschmat	S46	1	90844
Challenger	C	2-3	66321, 148702, 51254
Challenger	C	1	65387, 148689, 176495, 177547, 65396, 148690, 51254
Challenger	CDK	2-3	176497, 65397, 148701
Challenger	LM	1	176495, 177547, 65396, 148690
Challenger	NEJ	1-2	176495, 177547, 65396*, 148690*, 51254
Clipsal	4CB	1-3	90844
Clipsal	4CB116	1	90844
Clipsal	4CB320	3	90844
Crouse-Hinds	MP	2	66321, 148702, 51254
Cutler-Hammer	BA	1	176495, 177547, 65396, 148690, 51254
Cutler-Hammer	BAB	2-3	66321, 148702
Cutler-Hammer	BAB	1	65387, 148689, 176495, 177547, 65396, 148690, 51254
Cutler-Hammer	BD	1	65387, 148689, 176495, 177547, 65396, 148690, 51254
Cutler-Hammer	BR	2-3	66321, 148702, 51254
Cutler-Hammer	BR	1	65387, 148689, 176495, 177547, 65396, 148690, 51254
Cutler-Hammer	BRH	2-3	66321, 148702, 51254
Cutler-Hammer	BRH	1	65387, 148689, 176495, 177547, 65396, 148690, 51254
Cutler-Hammer	BRHH	2	66321, 148702, 51254
Cutler-Hammer	CC	3	176497, 65397*, 148701*
Cutler-Hammer	CH	2-3	66321, 148702, 51254
Cutler-Hammer	CH	1	65387, 148689, 176495, 177547, 65396, 148690, 51252, 148696, 51254
Cutler-Hammer	CH2	4	66321, 148702, 51254
Cutler-Hammer	CHB	2-3	66321, 148702, 51254
Cutler-Hammer	CHB	1	65387, 148689, 176495, 177547, 65396, 148690, 51252, 148696, 51254
Cutler-Hammer	CHH	3	176495, 177547, 65396*, 148690*
Cutler-Hammer	CHKD	2-3	176497, 65397, 148701
Cutler-Hammer	CHLD	2-4	65329, 148692
Cutler-Hammer	CHMDL	2-3	65329, 148692
Cutler-Hammer	CHND	2-4	176497, 65397*, 148701*
Cutler-Hammer	CHP	2-3	66321, 148702, 51254
Cutler-Hammer	CHP	1	65387, 148689, 176495, 177547, 65396, 148690, 51252, 148696, 51254
Cutler-Hammer	CHQ	1	176495, 177547, 65396, 148690, 51254
Cutler-Hammer	CHQ	2	66321, 148702, 51254
Cutler-Hammer	CHSW	2-3	66321, 148702, 51254
Cutler-Hammer	CKD	2-3	176497, 65397, 148701
Cutler-Hammer	CL	1	65387, 148689, 176495, 177547, 65396, 148690, 51252, 148696, 51254
Cutler-Hammer	CL	2	66321, 148702, 51254
Cutler-Hammer	CLD	2-4	65329, 148692
Cutler-Hammer	CLDC	2-4	65329, 148692
Cutler-Hammer	CMDL	2-3	65329, 148692
Cutler-Hammer	CND	2-4	176497, 65397*, 148701*
Cutler-Hammer	CNDC	2-4	176497, 65397*, 148701*
Cutler-Hammer	CSR	1	176495, 177547, 65396, 148690, 51254
Cutler-Hammer	DK	2-3	176497, 65397, 148701
Cutler-Hammer	E125B	1-4	176495, 177547, 65396, 148690, 51254

*Requires use of a cleat.

Circuit Breaker Lockout Compatibility Guide (continued)

Standard Circuit Breaker Lockouts



- 65387**
148689
120V
Snap-on
lockout
- 176495,**
65396
148690
120 / 277V
Clamp-on
lockout
- 176497,**
65397
148701
480 / 600V
Clamp-on
lockout
- 65329**
148692
148702
480 / 600V
Oversized
lockout
- 66321**
148702
Universal
multi-pole
lockout
- 177547**
Low Profile
single-pole
lockout

EZ Paneloc™ Lockouts



- 51252**
148696
Snap-on
(SQD QO)
lockout
- 51254**
Clamp-on
(universal)
lockout

Miniature Circuit Breaker Lockouts



- 90844**
Pin-out
standard
lockout
- 90847**
Pin-in
standard
lockout
- 90850**
Pin-out
wide
lockout
- 90853**
Tie-bar
lockout
- 149433**
Rotary
lockout
- 149514**
Universal
lockout

Brand	Model No.	Poles	Compatible Part #
Cutler-Hammer	E125E	1-4	176495, 177547, 65396, 148690, 51254
Cutler-Hammer	E125H	1-4	176495, 177547, 65396, 148690, 51254
Cutler-Hammer	E125S	1-4	176495, 177547, 65396, 148690, 51254
Cutler-Hammer	ED	2-4	176495, 177547, 65396, 148690, 51254
Cutler-Hammer	EDC	2-4	176495, 177547, 65396, 148690, 51254
Cutler-Hammer	EDH	2-4	176495, 177547, 65396, 148690, 51254
Cutler-Hammer	EFH	1-4	176495, 177547, 65396, 148690, 51254
Cutler-Hammer	EGB	1-4	176495, 177547, 65396, 148690, 51254
Cutler-Hammer	EGE	1-4	176495, 177547, 65396, 148690, 51254
Cutler-Hammer	EGS	1-4	176495, 177547, 65396, 148690, 51254
Cutler-Hammer	EHC	1-4	176495, 177547, 65396, 148690, 51254
Cutler-Hammer	EHD	1-4	176495, 177547, 65396, 148690, 51254
Cutler-Hammer	FB	2-3	176495, 177547, 65396, 148690, 51254
Cutler-Hammer	FC	1-4	176495, 177547, 65396, 148690, 51254
Cutler-Hammer	FD	1-4	176495, 177547, 65396, 148690, 51254
Cutler-Hammer	FDB	2-4	176495, 177547, 65396, 148690, 51254
Cutler-Hammer	FDC	2-4	176495, 177547, 65396, 148690, 51254
Cutler-Hammer	FS	2-3	176495, 177547, 65396, 148690, 51254
Cutler-Hammer	GB	1-3	176495, 177547, 65396, 148690, 51254
Cutler-Hammer	GC	1-3	176495, 177547, 65396, 148690, 51254
Cutler-Hammer	GD	1-3	176495, 177547, 65396, 148690, 51254
Cutler-Hammer	GDB	1-3	176495, 177547, 65396, 148690, 51254
Cutler-Hammer	GHB	1-3	176495, 177547, 65396, 148690, 51254
Cutler-Hammer	GHBGFEP	1	176495, 177547, 65396, 148690, 51254
Cutler-Hammer	GHC	1-3	176495, 177547, 65396, 148690, 51254
Cutler-Hammer	GHCGFEP	1	176495, 177547, 65396, 148690, 51254
Cutler-Hammer	HBAW	2-3	66321, 148702
Cutler-Hammer	HBAW	1	65387, 148689, 176495, 177547, 65396, 148690, 51254
Cutler-Hammer	HBAX	2-3	66321, 148702
Cutler-Hammer	HBAX	1	65387, 148689, 176495, 177547, 65396, 148690, 51254
Cutler-Hammer	HFD	1-4	176495, 177547, 65396, 148690, 51254
Cutler-Hammer	HGHB	1	176495, 177547, 65396, 148690, 51254

Brand	Model No.	Poles	Compatible Part #
Cutler-Hammer	HGHC	1	176495, 177547, 65396, 148690, 51254
Cutler-Hammer	HJD	2-4	176497, 65397, 148701
Cutler-Hammer	HKD	2-4	176497, 65397, 148701
Cutler-Hammer	HLD	2-4	65329, 148692
Cutler-Hammer	HMCP	2-3	176495, 177547, 65396, 148690, 176497, 65397, 148701, 65329, 148692
Cutler-Hammer	HMDL	2-3	65329, 148692
Cutler-Hammer	HMDLB	2-3	65329, 148692
Cutler-Hammer	HMPL	3	176497, 65397*, 148701*, 65329, 148692
Cutler-Hammer	HND	2-4	176497, 65397*, 148701*
Cutler-Hammer	HQP	2	66321, 148702
Cutler-Hammer	HQP	1	65387, 148689, 176495, 177547, 65396, 148690, 51254
Cutler-Hammer	JD	2-4	176497, 65397, 148701
Cutler-Hammer	JDB	2-3	176497, 65397, 148701
Cutler-Hammer	JDC	2-4	176497, 65397, 148701
Cutler-Hammer	KD	2-4	176497, 65397, 148701
Cutler-Hammer	KDB	2-4	176497, 65397, 148701
Cutler-Hammer	KDC	2-4	176497, 65397, 148701
Cutler-Hammer	LA	2-3	176497, 65397, 148701
Cutler-Hammer	LD	2-4	65329, 148692
Cutler-Hammer	LDB	2-3	65329, 148692
Cutler-Hammer	LDC	2-4	65329, 148692
Cutler-Hammer	LH	3	176497, 65397, 148701
Cutler-Hammer	LHB	3	176497, 65397, 148701
Cutler-Hammer	LJ	3	51254
Cutler-Hammer	MA	2-3	176497, 65397*, 148701*
Cutler-Hammer	MC	2-3	176497, 65397*, 148701*
Cutler-Hammer	MD	2-3	65329, 148692
Cutler-Hammer	MDL	2-3	65329, 148692
Cutler-Hammer	MDS	2-3	65329, 148692
Cutler-Hammer	NB	2-3	65329, 148692
Cutler-Hammer	ND	2-4	176497, 65397*, 148701*
Cutler-Hammer	NDC	2-4	176497, 65397*, 148701*
Cutler-Hammer	OPTIM	3	176497, 65397*, 148701*
Cutler-Hammer	PB	2-3	65329, 148692
Cutler-Hammer	QBGF	1	176495, 177547, 65396, 148690
Cutler-Hammer	QBGF	2	51254
Cutler-Hammer	QBGFEP	1	176495, 177547, 65396, 148690
Cutler-Hammer	QBGFEP	2	51254
Cutler-Hammer	QBHGF	1	176495, 177547, 65396, 148690
Cutler-Hammer	QBHGFEP	1	176495, 177547, 65396, 148690
Cutler-Hammer	QBHW	2-3	66321, 148702
Cutler-Hammer	QBHW	1	65387, 148689, 176495, 177547, 65396, 148690, 51254
Cutler-Hammer	QC	2-3	66321, 148702, 51254

Brand	Model No.	Poles	Compatible Part #
Cutler-Hammer	QC	1	65387, 148689, 176495, 177547, 65396, 148690, 51254
Cutler-Hammer	QCD	2-3	66321, 148702, 51254
Cutler-Hammer	QCD	1	65387, 148689, 176495, 177547, 65396, 148690, 51254
Cutler-Hammer	QCGF	1	176495, 177547, 65396, 148690
Cutler-Hammer	QCGFEP	1	176495, 177547, 65396, 148690
Cutler-Hammer	QCHGF	1	176495, 177547, 65396, 148690
Cutler-Hammer	QCHGFEP	1	176495, 177547, 65396, 148690
Cutler-Hammer	QCHW	2-3	66321, 148702, 51254
Cutler-Hammer	QCHW	1	65387, 148689, 176495, 177547, 65396, 148690, 51254
Cutler-Hammer	QHCW	2-3	66321, 148702, 51254
Cutler-Hammer	QHCW	1	65387, 148689, 176495, 177547, 65396, 148690, 51254
Cutler-Hammer	QHCX	2-3	66321, 148702, 51254
Cutler-Hammer	QHCX	1	65387, 148689, 176495, 177547, 65396, 148690, 51254
Cutler-Hammer	QHPW	2-3	66321, 148702
Cutler-Hammer	QHPW	1	65387, 148689, 176495, 177547, 65396, 148690, 51254
Cutler-Hammer	QHPX	2-3	66321, 148702
Cutler-Hammer	QHPX	1	65387, 148689, 176495, 177547, 65396, 148690, 51254
Cutler-Hammer	QPGF	1	176495, 177547, 65396, 148690
Cutler-Hammer	QPGF	2	51254
Cutler-Hammer	QPGFEP	1	176495, 177547, 65396, 148690
Cutler-Hammer	QPGFEP	2	51254
Cutler-Hammer	QPHGF	1	176495, 177547, 65396, 148690
Cutler-Hammer	QPHGFEP	1	176495, 177547, 65396, 148690
Cutler-Hammer	QPHW	2-3	66321, 148702
Cutler-Hammer	QPHW	1	65387, 148689, 176495, 177547, 65396, 148690, 51254
Cutler-Hammer	WME	1-3	90844
Cutler-Hammer	WMF	1-3	90844
Cutler-Hammer	WMH	1-4	90844
Cutler-Hammer	WMM	1-4	90844
Cutler-Hammer	WMN	1-4	90844
Cutler-Hammer	WMS	1-4	90844
Eaton	Please see Cutler-Hammer brand.		
E-T-A	911225	1	90847
E-T-A	911220G	2	90844
FAZ	C16	1-4	90844
Fed. Pacific Elec.	2B	2	51254
Fed. Pacific Elec.	BAB	1	176495, 177547, 65396, 148690, 51254

Circuit Breaker Lockout Compatibility Guide (continued)


Brand	Model No.	Poles	Compatible Part #
Fed. Pacific Elec.	NA-single	3	176497, 65397*, 148701*, 51254
Fed. Pacific Elec.	NA-tie bar	2	51254
Fed. Pacific Elec.	NB	1	176497, 65397*, 148701*, 51254
Fed. Pacific Elec.	NBH GFI	1	176495, 177547, 65396, 148690, 51254
Fed. Pacific Elec.	NE/NEF	1-3	176495, 177547, 65396*, 148690*
Fed. Pacific Elec.	NEJ	1-3	176495, 177547, 65396*, 148690*
Fed. Pacific Elec.	NFJ	1-3	176495, 177547, 65396, 148690
Fed. Pacific Elec.	NJJ	1-3	176497, 65397, 148701
Fed. Pacific Elec.	NJL	1-3	176497, 65397, 148701
Fed. Pacific Elec.	NM	1-3	176497, 65397, 148701
Fed. Pacific Elec.	NP-single	1	176495, 177547, 65396, 148690, 51254
Frank Adams	P	1	176495, 177547, 65396, 148690, 51254
FUJI Electric	BU-ESA	3	176495, 177547, 65396*, 148690*
FUJI Electric	BU-ESB	3	176495, 177547, 65396*, 148690*
FUJI Electric	BU-FSB	3	176495, 177547, 65396*, 148690*
FUJI Electric	EA203B	3	176495, 177547, 65396*, 148690*
FUJI Electric	EA53B	3	176495, 177547, 65396*, 148690*
GE Vynckier	Series E	1-4	90847
GE Vynckier	Series G	1-3	90847
General Electric	EH400	3	176497, 65397, 148701
General Electric	HQC	3	176495, 177547, 65396, 148690, 51254
General Electric	SED	2-3	176495, 177547, 65396, 148690, 51254
General Electric	SEH	2-3	176495, 177547, 65396, 148690, 51254
General Electric	SEL	2-3	176495, 177547, 65396, 148690, 51254
General Electric	SEP	2-3	176495, 177547, 65396, 148690, 51254
General Electric	SFH	2-3	176495, 177547, 65396, 148690, 51254
General Electric	SFL	2-3	176495, 177547, 65396, 148690, 51254
General Electric	SFP	2-3	176495, 177547, 65396, 148690, 51254
General Electric	SGD	2-3	176495, 177547, 65396, 148690
General Electric	SGH	2-3	176495, 177547, 65396, 148690
General Electric	SGL	2-3	176495, 177547, 65396, 148690
General Electric	SGLA	2-3	176495, 177547, 65396, 148690
General Electric	SGP	2-3	176495, 177547, 65396, 148690
General Electric	SRPG	3	176495, 177547, 65396, 148690
General Electric	TB	2	176495, 177547, 65396*, 148690*, 51254
General Electric	TBC	2	176495, 177547, 65396*, 148690*, 51254
General Electric	TE	1-3	176495, 177547, 65396*, 148690*, 51254
General Electric	TEB	1-3	176495, 177547, 65396*, 148690*, 51254
General Electric	TED	1-3	176495, 177547, 65396*, 148690*, 51254
General Electric	TEF	1-3	176495, 177547, 65396*, 148690*, 51254
General Electric	TEL	3	176495, 177547, 65396*, 148690*, 51254
General Electric	TEML	3	176495, 177547, 65396*, 148690*, 51254
General Electric	TEY	1-3	176495, 177547, 65396, 148690, 51254

Brand	Model No.	Poles	Compatible Part #
General Electric	TF	1-3	176495, 177547, 65396, 148690, 51254
General Electric	TFC	3	176495, 177547, 65396*, 148690*, 51254
General Electric	TFJ	2-3	176497, 65397, 148701
General Electric	TFK	2-3	176497, 65397, 148701
General Electric	TFL	3	176497, 65397, 148701
General Electric	THED	1-3	176495, 177547, 65396*, 148690*, 51254
General Electric	THEF	1-3	176495, 177547, 65396*, 148690*, 51254
General Electric	THFK	2-3	176497, 65397, 148701
General Electric	THHQB	2-3	66321, 148702, 51254
General Electric	THHQB-A	1	65387, 148689, 176495, 177547, 65396, 148690, 51254
General Electric	THHQB-S	1	176495, 177547, 65396, 148690, 51254
General Electric	THHQC	1-3	66321, 148702, 51254
General Electric	THHQC-A	1	177547, 65396, 148690, 51254
General Electric	THHQC-S	1	176495, 177547, 65396, 148690, 51254
General Electric	THHQL	2-3	66321, 148702, 51254
General Electric	THHQL-A	1	65387, 148689, 176495, 177547, 65396, 148690, 51254
General Electric	THHQL-S	1	176495, 177547, 65396, 148690, 51254
General Electric	THJK4	2-3	65397*, 148701*
General Electric	THJK6	2-3	65397*, 148701*
General Electric	THKM12	2-3	65329, 148692
General Electric	THKM8	2-3	65329, 148692
General Electric	THLC1	3	176495, 177547, 65396*, 148690*
General Electric	THQB	2-3	66321, 148702, 51254
General Electric	THQB-A	1	65387, 148689, 176495, 177547, 65396, 148690, 51254
General Electric	THQB-S	1	176495, 177547, 65396, 148690, 51254
General Electric	THQC	2-3	66321, 148702, 51254
General Electric	THQC-A	1	65387, 148689, 176495, 177547, 65396, 148690, 51254
General Electric	THQC-AL	2-3	66321, 148702, 51254
General Electric	THQC-S	1	176495, 177547, 65396, 148690, 51254
General Electric	THQD	2-3	176495, 177547, 65396*, 148690*, 51254
General Electric	THQDBL	3	51254
General Electric	THQL	2-3	66321, 148702, 51254
General Electric	THQL-A	1	65387, 148689, 176495, 177547, 65396, 148690, 51254
General Electric	THQL-S	1	176495, 177547, 65396, 148690, 51254
General Electric	TJ2	2-3	65397*, 148701*, 65329, 148692
General Electric	TJ4	3	65397, 148701
General Electric	TJC	2-3	176495, 177547, 65396*, 148690*, 51254
General Electric	TJD	2-3	65397*, 148701*
General Electric	TJJ	2-3	65397*, 148701*
General Electric	TJK	2-3	65397*, 148701*
General Electric	TJS	2-3	65397*, 148701*
General Electric	TK4V	3	65397, 148701
General Electric	TKC	3	176495, 177547, 65396*, 148690*, 51254
General Electric	TKM	2-3	65329, 148692
General Electric	TKMA8	3	65329, 148692
General Electric	TQB	2-3	66321, 148702, 51254
General Electric	TQB-A	1	65387, 148689, 176495, 177547, 65396, 148690, 51254
General Electric	TQB-S	1	176495, 177547, 65396, 148690, 51254

Brand	Model No.	Poles	Compatible Part #
General Electric	TQC	2-3	66321, 148702, 51254
General Electric	TQC-A	1	65387, 148689, 176495, 177547, 65396, 148690, 51254
General Electric	TQC-S	1	176495, 177547, 65396, 148690, 51254
General Electric	TQD	2-3	176495, 177547, 65396, 148690
General Electric	TQL-A	1	65387, 148689, 176495, 177547, 65396, 148690, 51254
General Electric	TQL-S	1	176495, 177547, 65396, 148690, 51254
General Electric	V	1-3	90847
General Electric	V	1-4	90847
Hager	453717	3	90844, 149514
Hager	MW216A	2	90844, 149514
Hager	MW620A	4	90844, 149514
Heinemann	LB	1	176495, 177547, 65396*, 148690*
Heinemann	LF	1	176495, 177547, 65396*, 148690*
Heinemann	LJ	1	176495, 177547, 65396*, 148690*
Kapp	LS68	1	90844
Legrand	1908	1	90844
Legrand	1935	3	90844
Legrand	1980	3-4	90844
Legrand	4302	2	90847
Legrand	6469	3	90847
Lemag	SD62	1	176495, 177547, 65396, 148690
Merlin Gerin	B100A	2	90850, 90853
Merlin Gerin	B100A	2	90850, 90853
Merlin Gerin	C1251N	3	65329, 148692
Merlin Gerin	C32N	1-3	90844
Merlin Gerin	C45AD	3	90844
Merlin Gerin	C60A	1-4	90844
Merlin Gerin	C60H	1-4	90844
Merlin Gerin	C60N	1-4	90844
Merlin Gerin	C801N	3	65329, 148692
Merlin Gerin	C80A	3	90850, 90853
Merlin Gerin	C80A	3	90850, 90853
Merlin Gerin	CE104N	3	176495, 177547, 65396*, 148690*
Merlin Gerin	CJ	3	65397*, 148701*
Merlin Gerin	CK1200NA	3	65329, 148692
Merlin Gerin	NC100H	1-3	90850
Merlin Gerin	NC100L	1-4	90850
Merlin Gerin	NC100L MA	3	90850
Merlin Gerin	NC100LH	1-4	90850
Merlin Gerin	NC100N	1-4	90850
Merlin Gerin	NC125H	1-3	90850
Proteus	C6	1	90844
Proteus	AC22B5419	2	66321, 148702
Proteus	BSEN60947-3	2	66321, 148702
Proteus	C16	1	90844
Proteus	C6	1-3	90844
Siemens 17U	5SQ16	4	90853
Siemens C10	5SX1	1	90850, 149514
Siemens C32	5SX1-2	2	90853, 149514
Siemens ITE	5SN22	2	90853
Siemens ITE	5SQ11	1	90850, 149514
Siemens ITE	5SQ12	2	90853, 149514
Siemens ITE	5SQ13	3	90853, 149514
Siemens ITE	5SQ16	4	90853, 149514
Siemens ITE	5SX11	1	90850
Siemens ITE	5SX12	2	90853
Siemens ITE	5SX13	3	90853, 149514
Siemens ITE	5SX21	1	90850
Siemens ITE	BL	1	65387, 148689, 176495, 177547, 65396, 148690, 51254, 148696, 51254
Siemens ITE	BL	2-3	66321, 148702, 51254
Siemens ITE	BLF-GFI	2	66321, 148702, 51254


Circuit Breaker Lockout Compatibility Guide (continued)

Standard Circuit Breaker Lockouts




- 65387**
148689
120V
Snap-on
lockout
- 176495,**
65396
148690
120 / 277V
Clamp-on
lockout
- 176497,**
65397
148701
480 / 600V
Clamp-on
lockout
- 65329**
148692
480 / 600V
Oversized
lockout
- 66321**
148702
Universal
multi-pole
lockout
- 177547**
Low Profile
single-pole
lockout

EZ Paneloc™ Lockouts



- 51252**
148696
Snap-on
(SQD QO)
lockout
- 51254**
Clamp-on
(universal)
lockout

Miniature Circuit Breaker Lockouts



- 90844**
Pin-out
standard
lockout
- 90847**
Pin-in
standard
lockout
- 90850**
Pin-out
wide
lockout
- 90853**
Tie-bar
lockout
- 149433**
Rotary
lockout
- 149514**
Universal
lockout

Brand	Model No.	Poles	Compatible Part #
Siemens ITE	BLH	1	65387, 148689, 176495, 65396*, 148690*, 51254
Siemens ITE	BLH	2-3	66321, 148702, 51254
Siemens ITE	BQ	1	65387, 148689, 176495, 177547, 65396, 148690, 51254
Siemens ITE	BQ	2-3	66321, 148702, 51254
Siemens ITE	BQCH	1-3	176495, 177547, 65396, 148690, 51254
Siemens ITE	BQD	1-3	176495, 177547, 65396, 148690, 51254
Siemens ITE	BQH	1	65387, 148689, 176495, 177547, 65396, 148690, 51254
Siemens ITE	BQH	2-3	66321, 148702, 51254
Siemens ITE	CED6	2-3	176495, 177547, 65396, 148690, 51254
Siemens ITE	CFD6	2-3	65397*, 148701*
Siemens ITE	CFD6-ETI	2-3	65397*, 148701*
Siemens ITE	CJ3	3	65397, 148701
Siemens ITE	CJD6	2-3	65397, 148701
Siemens ITE	CJD6-ETI	2-3	65397, 148701
Siemens ITE	CLF	2	65397, 148701
Siemens ITE	CMD6	3	65329, 148692
Siemens ITE	CMD6-ETI	3	65329, 148692
Siemens ITE	CND6	3	65329, 148692
Siemens ITE	CPD6	3	65329, 148692
Siemens ITE	CQD	1-3	176495, 177547, 65396*, 148690*, 51254
Siemens ITE	E2	1-3	176495, 177547, 65396, 148690, 51254
Siemens ITE	E4	1-3	176495, 177547, 65396, 148690, 51254
Siemens ITE	ED	1-3	176495, 177547, 65396, 148690, 51254
Siemens ITE	ED4	1-3	176495, 177547, 65396, 148690, 51254
Siemens ITE	ED6	1-3	176495, 177547, 65396, 148690, 51254
Siemens ITE	ED6-ETI	3	176495, 177547, 65396, 148690, 51254
Siemens ITE	EE3	3	176495, 177547, 65396*, 148690*, 51254
Siemens ITE	EH3	3	176495, 177547, 65396*, 148690*, 51254
Siemens ITE	EQP	4	66321, 148702, 51254
Siemens ITE	ET	3	176495, 177547, 65396*, 148690*, 51254
Siemens ITE	FD6A	2-3	65397*, 148701*
Siemens ITE	FJ2-B	2-3	176495, 177547, 65396*, 148690*, 65397*, 148701*
Siemens ITE	FJ3	2	65397, 148701
Siemens ITE	FJ6	2	65397*, 148701*
Siemens ITE	FXD6-ETI	2-3	65397*, 148701*
Siemens ITE	FXD6A	2-3	65397*, 148701*
Siemens ITE	GF	1	176495, 177547, 65396, 148690, 51254
Siemens ITE	HBL	1	65387, 148689, 176495, 177547, 65396, 148690, 51254
Siemens ITE	HBL	2-3	66321, 148702, 51254

Brand	Model No.	Poles	Compatible Part #
Siemens ITE	HBQ	1	65387, 148689, 176495, 177547, 65396, 148690, 51254
Siemens ITE	HBQ	2-3	66321, 148702, 51254
Siemens ITE	HE4	1-3	176495, 177547, 65396, 148690, 51254
Siemens ITE	HED4	1-3	176495, 177547, 65396, 148690, 51254
Siemens ITE	HED6	2-3	176495, 177547, 65396, 148690, 51254
Siemens ITE	HFD6	2-3	65397*, 148701*
Siemens ITE	HFXD6	2-3	65397*, 148701*
Siemens ITE	HHED6	2-3	176495, 177547, 65396, 148690, 51254
Siemens ITE	HHFD6	2-3	65397*, 148701*
Siemens ITE	HHJD6	2-3	65397, 148701
Siemens ITE	HHJXD6	2-3	65397, 148701
Siemens ITE	HJD6	2-3	65397, 148701
Siemens ITE	HJXD6	2-3	65397, 148701
Siemens ITE	HMD6	2-3	65329, 148692
Siemens ITE	HMXD6	2-3	65329, 148692
Siemens ITE	HN3	2	65329, 148692
Siemens ITE	HND6	2-3	65329, 148692
Siemens ITE	HNXD6	2-3	65329, 148692
Siemens ITE	HPD6	3	65329, 148692
Siemens ITE	HPXD6	3	65329, 148692
Siemens ITE	HQJ2-H	3	176495, 177547, 65396, 148690, 51254
Siemens ITE	HQP	1	65387, 148689, 176495, 177547, 65396, 148690, 51254
Siemens ITE	HQP	2-3	66321, 148702, 51254
Siemens ITE	HQPP	1	65387, 148689, 176495, 177547, 65396, 148690, 51254
Siemens ITE	HQPP	2-3	66321, 148702, 51254
Siemens ITE	HQPPH	2	66321, 148702, 51254
Siemens ITE	HRD6	3	65329, 148692
Siemens ITE	HRXD6	3	65329, 148692
Siemens ITE	JD2	3	65329, 148692
Siemens ITE	JD6-A	2-3	65397, 148701
Siemens ITE	JJ3	3	65397, 148701
Siemens ITE	JJ6	3	65329, 148692
Siemens ITE	JL3	3	65397, 148701
Siemens ITE	JXD2-A	2-3	65397, 148701
Siemens ITE	JXD6-A	2-3	65329, 148692
Siemens ITE	KM3	3	65329, 148692
Siemens ITE	LL3	3	65397, 148701
Siemens ITE	LL6	3	65329, 148692
Siemens ITE	LXD6-ETI	3	65329, 148692
Siemens ITE	MD6	2-3	65329, 148692
Siemens ITE	MXD6	2-3	65329, 148692
Siemens ITE	MXD6-ETI	2-3	65329, 148692
Siemens ITE	ND6	2-3	65329, 148692
Siemens ITE	NXD6	2-3	65329, 148692
Siemens ITE	PD6	3	65329, 148692
Siemens ITE	PXD6	3	65329, 148692
Siemens ITE	QJ2	2-3	176495, 177547, 65396*, 148690*, 51254
Siemens ITE	QJ2-H	2-3	176495, 177547, 65396*, 148690*, 51254

Brand	Model No.	Poles	Compatible Part #
Siemens ITE	QJH2	2-3	176495, 177547, 65396*, 148690*, 51254
Siemens ITE	QP	1	65387, 148689, 176495, 177547, 65396, 148690, 51254
Siemens ITE	QP	2-3	66321, 148702, 51254
Siemens ITE	QP1	1	176495, 177547, 65396, 148690, 51254
Siemens ITE	QPH	1	65387, 148689, 176495, 177547, 65396, 148690, 51254
Siemens ITE	QPH	2-4	66321, 148702, 51254
Siemens ITE	QPP	1	177547, 65396, 148690, 51254
Siemens ITE	QPP	2-3	66321, 148702, 51254
Siemens ITE	QPPH	1	65387, 148689, 176495, 177547, 65396, 148690, 51254
Siemens ITE	QPPH	2-3	66321, 148702, 51254
Siemens ITE	RD6	3	65329, 148692
Siemens ITE	RXD6	3	65329, 148692
Siemens ITE	SCMD6	3	65329, 148692
Siemens ITE	SCND6	3	65329, 148692
Siemens ITE	SHLD6-A	3	65329, 148692
Siemens ITE	SHMD6	3	65329, 148692
Siemens ITE	SHND6	3	65329, 148692
Siemens ITE	SHPD6	3	65329, 148692
Siemens ITE	SMD6	3	65329, 148692
Siemens ITE	SND6	3	65329, 148692
Siemens ITE	SPD6	3	65329, 148692
Siemens ITE	VF3	3	176495, 177547, 65396, 148690
Siemens L20A	5SN2-2	2	90853, 149514
Square D	EDB	1-3	176495, 177547, 65396, 148690, 51254
Square D	EGB	1-3	176495, 177547, 65396, 148690, 51254
Square D	EH4	1-3	176495, 177547, 65396, 148690, 51254
Square D	EHB	1-3	176495, 177547, 65396, 148690, 51254
Square D	EHB	2-3	66321, 148702, 51254
Square D	EJB	1-3	176495, 177547, 65396, 148690, 51254
Square D	EZ	3	65329, 148692
Square D	FA	1-3	176495, 177547, 65396*, 148690*
Square D	FAL	1-3	176495, 177547, 65396*, 148690*
Square D	FC	3	176495, 177547, 65396*, 148690*
Square D	FCL	2-3	176495, 177547, 65396*, 148690*
Square D	FDA	2-3	176495, 177547, 65396, 148690, 51254
Square D	FGA	3	51254
Square D	FH	1-3	176495, 177547, 65396*, 148690*
Square D	FHL	1-3	176495, 177547, 65396*, 148690*
Square D	FHL-DC	3	176495, 177547, 65396*, 148690*

Electrical Lockout Devices

Circuit Breaker Lockout Compatibility Guide (continued)

Brand	Model No.	Poles	Compatible Part #
Square D	FHP	3	176495, 177547, 65396*, 148690*
Square D	FI	3	176495, 177547, 65396*, 148690*
Square D	FIL	3	176495, 177547, 65396*, 148690*
Square D	FY	1	176495, 177547, 65396*, 148690*
Square D	GJL	3	176495, 177547, 65396*, 148690*
Square D	KA	2-3	176495, 177547, 65396*, 148690*
Square D	KAL	2-3	176495, 177547, 65396*, 148690*
Square D	KAP	2-3	65397, 148701
Square D	KC	2-3	176495, 177547, 65396*, 148690*
Square D	KCL	2-3	176495, 177547, 65396*, 148690*
Square D	KH	2-3	176495, 177547, 65396*, 148690*
Square D	KHL	3	176495, 177547, 65396*, 148690*
Square D	KI	2-3	176495, 177547, 65396*, 148690*
Square D	KIL	2-3	176495, 177547, 65396*, 148690*
Square D	L2	3	65329, 148692
Square D	LA	2-3	65397*, 148701*
Square D	LAL	2-3	65397*, 148701*, 65329, 148692
Square D	LAP	3	65397*, 148701*, 65329, 148692
Square D	LC	3	65329, 148692
Square D	LCP	3	65329, 148692
Square D	LH	2-3	65397*, 148701*
Square D	LHL	3	65397*, 148701*, 65329, 148692
Square D	LHP	1-2	65397*, 148701*, 65329, 148692
Square D	LXL	3	65329, 148692
Square D	MA	3	65329, 148692
Square D	MA	2-3	65397*, 148701*
Square D	MAL	3	65329, 148692
Square D	MH	2-3	65329, 148692
Square D	MH	2-3	65397*, 148701*
Square D	MHL	2-3	65329, 148692
Square D	ML-1	3	65397*, 148701*
Square D	ML-3	3	65329, 148692
Square D	MXL	3	65329, 148692
Square D	Q1B	2-3	176495, 177547, 65396, 148690, 51254
Square D	Q1L	2-3	176495, 177547, 65396, 148690, 51254
Square D	Q2	2-3	176495, 177547, 65396*, 148690*
Square D	Q2H	2-3	176495, 177547, 65396*, 148690*
Square D	Q2L	2-3	176495, 177547, 65396*, 148690*
Square D	Q2MT	2-3	176495, 177547, 65396*, 148690*
Square D	Q4	2-3	65397*, 148701*
Square D	Q4L	2-3	65397*, 148701*
Square D	QO	1	51252, 148696
Square D	QO	2-3	65387, 148689, 176495, 177547, 65396, 148690, 51252, 148696, 51254
Square D	QO-H	2	51252, 148696
Square D	QO-SWN	2-3	65387, 148689, 176495, 177547, 65396, 148690, 51252, 148696, 51254
Square D	QO-VH	1	51252, 148696
Square D	QO-VH	2-3	65387, 148689, 176495, 177547, 65396, 148690, 51252, 148696, 51254
Square D	QOB	1	51252, 148696

Brand	Model No.	Poles	Compatible Part #
Square D	QOB	2-3	65387, 148689, 176495, 177547, 65396, 148690, 51252, 148696, 51254
Square D	QOB-H	2	51252, 148696
Square D	QOB-VH	2-3	66321, 148702
Square D	QOB-VH	1	177547, 65396, 148690, 51252, 148696, 51254
Square D	QOM1-VH	2	176495, 177547, 65396, 148690, 51254
Square D	QOM2-VH	2	176495, 177547, 65396, 148690, 51254
Square D	QOU	1	51252, 148696
Square D	QOU	2-3	176495, 177547, 65396*, 148690*, 51252, 148696, 51254
Square D	QOU w/tie bar	2-3	66321, 148702, 51254
Square D	QYU	1	51252, 148696
Square D	Y1	1	65397, 148701
Sursum	EA53	3	90847
Sylvania GTE	QC	2	66321, 148702, 51254
Sylvania GTE	Type C	2	66321, 148702, 51254
Thomas & Betts	F Frame	1-3	176495, 177547, 65396, 148690, 51254
Toshiba	E225B	3	176495, 177547, 65396*, 148690*
Westinghouse	BA	1-3	65387, 148689, 176495, 177547, 65396, 148690, 51254
Westinghouse	BA w/tie bar	2-3	66321, 148702
Westinghouse	BAB	1-3	65387, 148689, 176495, 177547, 65396, 148690, 51254
Westinghouse	BR	1-3	65387, 148689, 176495, 177547, 65396, 148690, 51254
Westinghouse	BR w/tie bar	2-3	66321, 148702, 51254
Westinghouse	BRH w/tie bar	2-3	66321, 148702
Westinghouse	CA	2	176495, 177547, 65396*, 148690*
Westinghouse	DA	2-3	65397, 148701
Westinghouse	DK	3	65397, 148701
Westinghouse	EB	1-3	176495, 177547, 65396*, 148690*, 51254
Westinghouse	ED	2-3	176495, 177547, 65396, 148690, 51254
Westinghouse	EH	1-3	176495, 177547, 65396, 148690, 51254
Westinghouse	EHB	1-3	176495, 177547, 65396*, 148690*
Westinghouse	EHD	1-3	176495, 177547, 65396, 148690, 51254
Westinghouse	FA	3	176495, 177547, 65396*, 148690*, 51254
Westinghouse	FB	2-3	176495, 177547, 65396*, 148690*, 51254
Westinghouse	FD	1-4	176495, 177547, 65396, 148690, 51254
Westinghouse	FDB	2-4	176495, 177547, 65396, 148690, 51254
Westinghouse	FDC	2-4	176495, 177547, 65396, 148690, 51254
Westinghouse	FP	3	65397*, 148701*
Westinghouse	GB	1-3	176495, 177547, 65396, 148690, 51254
Westinghouse	GBH	1-3	176495, 177547, 65396, 148690, 51254
Westinghouse	GHB	1-3	176495, 177547, 65396, 148690, 51254
Westinghouse	GR	3	65397, 148701
Westinghouse	HBAW	1	65387, 148689, 176495, 177547, 65396, 148690, 51254
Westinghouse	HBAX	1	65387, 148689, 176495, 177547, 65396, 148690, 51254
Westinghouse	HCA	3	176495, 177547, 65396*, 148690*

Brand	Model No.	Poles	Compatible Part #
Westinghouse	HFB	1-3	176495, 177547, 65396*, 148690*
Westinghouse	HFD	1-4	176495, 177547, 65396, 148690, 51254
Westinghouse	HKD	3	65397, 148701
Westinghouse	HLA	3	65397, 148701
Westinghouse	HLB	2-3	65397, 148701
Westinghouse	HMC	3	65397, 148701
Westinghouse	HMCP	3	176495, 177547, 65396*, 148690*, 51254
Westinghouse	HNC	3	65329, 148692
Westinghouse	HQNP	3	176495, 177547, 65396, 148690, 51254
Westinghouse	HQP	1	65387, 148689, 176495, 177547, 65396, 148690, 51254
Westinghouse	JA	2-3	65397, 148701
Westinghouse	JB	3	65397, 148701
Westinghouse	JD	2-4	65397, 148701
Westinghouse	JDB	3	65397, 148701
Westinghouse	KA	3	65397*, 148701*
Westinghouse	KB	2-3	65397, 148701
Westinghouse	LA	3	65397*, 148701*
Westinghouse	LB	3	65397, 148701
Westinghouse	LBB	3	65397, 148701
Westinghouse	LH	3	65397, 148701
Westinghouse	MA	2-3	65397*, 148701*
Westinghouse	MC	2-3	65397*, 148701*
Westinghouse	MCC	2-3	65397*, 148701*
Westinghouse	MCPO	3	176495, 177547, 65396*, 148690*, 51254
Westinghouse	NB	2-3	65329, 148692
Westinghouse	P	3	176495, 177547, 65396, 148690, 51254
Westinghouse	QBHW	1	65387, 148689, 176495, 177547, 65396, 148690, 51254
Westinghouse	QC	3	66321, 148702
Westinghouse	QC	1	65387, 148689, 176495, 177547, 65396, 148690, 51254
Westinghouse	QCHQ	1	65387, 148689, 176495, 177547, 65396, 148690, 51254
Westinghouse	QHCW	1	65387, 148689, 176495, 177547, 65396, 148690, 51254
Westinghouse	QHCX	1	65387, 148689, 176495, 177547, 65396, 148690, 51254
Westinghouse	QHPW	1	65387, 148689, 176495, 177547, 65396, 148690, 51254
Westinghouse	QPHW	1	65387, 148689, 176495, 177547, 65396, 148690, 51254
Westinghouse	Quicklag P	1-3	176495, 177547, 65396, 148690, 51254
Westinghouse	RE	1-2	176495, 177547, 65396, 148690, 51254
Westinghouse	RH	3	65397, 148701
Westinghouse	WPHX	1	65387, 148689, 176495, 177547, 65396, 148690, 51254
Wylex	WRS40/2	2	90844
Zinsco	HQB	3	176495, 177547, 65396, 148690, 51254
Zinsco	QB	1	176495, 177547, 65396, 148690, 51254

*Requires use of a cleat.

Versatile solutions



Additional Lockout Devices

Effective and easy to use

From buttons to pendants to gas cylinders, the potential for accidental energy release comes from many sources. Keep workers protected with specialized devices that are effective and easy to use.



Push Button and E-Stop Safety Covers

- Temporarily prevent access to the ON / OFF and emergency stop buttons
- Universal fit for IEC and NEMA buttons
- Features one-time installation of low-profile base and removable, transparent cover, which allows view of button position while cover is installed
- Hinged eyelet accepts safety locks
- Each base supplied with 1 yellow label, 1 red label and adhesive backing

Catalog #	Description	Button	Color	Qty.
134018	Small Base with Short Cover	16 mm	Red Cover	1
130819	Small Base with Tall Cover	16 mm	Red Cover	1
130820	Medium Base with Medium Cover	22 mm	Red Cover	1
130821	Large Base with Medium Cover	30 mm	Red Cover	1
139793	Small Base with Short Cover	16 mm	Clear Cover	1
139794	Small Base with Tall Cover	16 mm	Clear Cover	1
139795	Medium Base with Medium Cover	22 mm	Clear Cover	1
139796	Large Base with Medium Cover	30 mm	Clear Cover	1
130822	Extra Bases - Small	16 mm	Clear	5
130823	Extra Bases - Medium	22 mm	Clear	5
130824	Extra Bases - Large	30 mm	Clear	5



Pendant Control Safety Cover

- Innovatively designed device controls access to your pendant controls
- Rigid sides prevent access on all four sides to prevent access to buttons
- Expandable for use on multiple-sized pendants up to 18 inches
- Collapsible design for easy transport and storage – simply flatten, store or take wherever need
- Room for up to four padlocks

Catalog #	Description	Size	Qty.
150587	Pendant Control Safety Cover	5.25 in. W x 11 in. L (Expands to fit 18 in. pendant)	1
151252	Pendant Control Safety Cover	32.2 in. W x 9 in. D (Expands to fit 39 in. pendant)	1

Additional Lockout Devices



Push Button Cover NEMA 30.5 mm (PBL6)



Push Button Cover IEC 22.5 mm (PBL8)



Emergency Stop Cover NEMA 30.5 mm (PBL2)



Emergency Stop Cover IEC 22.5 mm (PBL4)

Push Button Safety Covers

- 104602: Clear hinged cover completely covers button, and prevents access. White legend plate included
- 104603: Clear and metal hinged cover completely covers button, preventing access

Catalog #	Type	Qty
PBL6	Push Button Safety Cover - NEMA 30.5 mm	1
PBL8	Push Button Safety Cover - IEC 22.5 mm	1

Emergency Stop Safety Covers

- Permanently install over push / pull or twist-release emergency stops
- Durable metal bar locks button in the depressed OFF position when lock shackle is inserted

Catalog #	Type	Qty
PBL2	Emergency Stop Cover - NEMA 30.5 mm	1
PBL4	Emergency Stop Cover - IEC 22.5 mm	1



Wall Switch Lockouts

- Use with most wall-mounted switches
- Easy to install using existing screws
- Come in a high-visibility red color and can lock switch in ON or OFF position

Catalog #	Description	Qty.
65392	Red Wall Switch Lockout	1
65696	Red Wall Switch Lockout	6

*padlocks not included



Pneumatic Quick-Disconnect Lockout

- Isolates pneumatic energy without the expense and inconvenience of installing in-line lockout valves
- Device is applied to the male fitting, isolating equipment from all compressed air sources
- Accommodates the majority of 0.25 in., 0.375 in., 0.5 in. male fittings
- Hole in center of device allows for permanent storage on an air hose and a loop on the side can be used to hang the hose and lockout device
- Accepts up to 0.25 in. shackle

Catalog #	Description	Qty.
64221	Pneumatic Lockout	1
65645	Pneumatic Lockout	6



SMC Air Line Regulator Lockout

- Enables regulator to be locked in the on, off or throttled position
- Easy installation: remove snap cap, install lockout on regulator rod, snap replacement cap on regulator
- Comes with lockout, cap and allen wrench. Padlock not included.



Catalog #	Description
64539	Lockout for Miniature SMC Models AR2000 / NAR2000
64540	Lockout for Intermediate SMC Models AR3000 / NAR3000




Snap Cap™ Gas Cylinder Lockout

- Designed to fit most North American pressure gas cylinders
- Meets DOT standards and denies access to the main cylinder control and regulator attachment
- Powder-coated welded steel construction is extremely durable

Catalog #	Size	Thread Type
90496	6.5 in. x 3.125 in. x 11 UN	High Pressure Fine Thread
95137	6.5 in. x 3.5 in. x 11 UN	Low Pressure Fine Thread
95138	6.5 in. x 3.125 in. x 11 UN	High Pressure Coarse Thread
95139	6.5 in. x 3.5 in. x 11 UN	Low Pressure Coarse Thread

Fuse and Terminal Block Lockout Devices

- ▶ Highly visible devices that feature a unique locking mechanism to prevent removal from a fuse block
- ▶ Available in a range of large and small sizes to lock out or block out just about any commonly used fuse type
- ▶ Nylon construction is nonconductive



Fuse and Terminal Block Lockouts

- Designed for quick and easy installation with no tools needed
- Durable and non-conductive
- Made from fiberglass-reinforced nylon
- Accepts 0.25 in. shackle safety padlocks, compact safety padlocks, cable padlocks and nylon ties



0.56 in. Block Fuse Lockout

Catalog #	Fits	Qty.
149280	0.56 in. Fuse Blocks	2
149281	0.56 in. Fuse Blocks	50

USSC2 Modular Fuse Lockout

Catalog #	Fits	Qty.
149282	USSC2 Modular Blocks	2
149283	USSC2 Modular Blocks	50

GE NEC Fuse Lockout

Catalog #	Fits	Qty.
149284	GE, NEC Fuse Blocks	2
149285	GE, NEC Fuse Blocks	50

Terminal Block Lockout


Catalog #	Fits	Qty.
149278	Multiple Terminal Blocks	2
149279	Multiple Terminal Blocks	50



Universal Fuse Lockout

- Designed to prevent the unintended re-energization of an energy source through a fuse
- Easy-to-use device fits most fuse holders between 20 and 400 amps
- Dimensions: 1.38 in. x 0.59 in. x 2.36 in.


Catalog #	Description	Qty.
873367	Universal Fuse Lockout	1



Fuse Lockout Device

- Unique locking mechanism prevents device from being accidentally removed from fuse block
- Available in two sizes for most commonly used fuses

Catalog #	Description	Qty.
65750	Fuse Lockout size 13/32 in.	6
65751	Fuse Lockout size 9/16 in.	6



Fuse Blockout Device

- Small blockout device fits fuses 0.25, 0.28, 0.41 and 0.56 in. sizes
- Large blockout fits 0.68 in. to 0.81 in. and blade-type fuses

Catalog #	Description	Qty.
65690	Small Fuse Blockout	6
65691	Large Fuse Blockout	6

Plug Lockout Devices


- ▶ Simple solutions for electrical equipment lockout procedures
- ▶ Nylon construction is nonconductive
- ▶ Accommodate a wide variety of plug shapes and sizes



EV Charging Plug Lockout, NACS

- Blocks and prevents the use of an electric vehicle charging plug
- Fits all charging plugs designed to the North American Charging Standard (NACS)
- Constructed of nonconductive nylon
- Tamper-resistant features prevent unauthorized removal


Catalog #	Description	Qty.
177588	EV Charging Port Lockout, NAC	1
177589	EV Charging Plug Lockout, NACS	1



Gladhand Lock - Trailer Air Line Lockout

- Easy, one-piece application: a simple insert, rotate and secure motion allows for quick application
- Prevents unauthorized movement
- Integrates with your safety program
- Made from durable materials to withstand harsh conditions

Catalog #	Description	Qty.
178770	Glad Hand Lockout	1
178950	Glad Hand Lockout	6



BatteryBlock Power Connector Lockout - Forklift

- Fits 175A/350A power connectors with/without handles
- Non-conductive pins ensure the device stays secure during maintenance projects and off-shift periods
- Single-piece design is easy to store and manage so you don't have to worry about losing pieces

Catalog #	Description	Qty.
150841	BatteryBlock Power Connector Lockout - Forklift	1



Steering Wheel Safety Cover

- Communicate the status of mobile equipment that is being repaired or serviced
- Ideal for forklifts, electric pallet jacks, construction equipment and fleet vehicles
- Goes over the steering wheel and is secured with one padlock (no hasp needed)

Catalog #	Description	Qty.
151874	Steering Wheel Safety Cover, 12 in.	1
151875	Steering Wheel Safety Cover, 16 in.	1
151876	Steering Wheel Safety Cover, 20 in.	1



Large size fits terminal end and inline connectors

Internal post prevents cable from slipping or being pulled out



BatteryBlock™ Battery Cable Lockout for Commercial Vehicles

- Innovatively designed device keeps battery cables locked out throughout vehicle maintenance
- Non-conductive post and cover prevent the cable from slipping or being pulled out of the device
- Low-profile design for tight working areas
- Space for up to two padlocks so your device stays secured throughout maintenance
- Large size fits terminal end and inline connectors

Catalog #	Description	Qty
150820	BatteryBlock Cable Lockout - Small	1
150822	BatteryBlock Cable Lockout - Small	24
150821	BatteryBlock Cable Lockout - Large	1
150823	BatteryBlock Cable Lockout - Large	24



3-in-1 Electrical Plug Lockout

- Accommodates high- and low-voltage plugs up to 3 in. diameter and 5.5 in. long
- 2 sliding top lids close to secure cords up to 1.25 in. dia.
- Constructed of yellow thermoplastic with bilingual label

Catalog #	Type	Qty
PLO23	3-in-1 Plug Lockout	1



Electrical Plug Lockouts

- Prevent electrical plugs from being inserted into a wall outlet
- Constructed of rugged polypropylene
- Small 110V lockout: 2 in. x 2 in. x 3.5 in. with 0.5 in. dia. hole for cable
- Large 220 / 500V lockout: 3.25 in. x 3.25 in. x 7 in. with 1 in. dia. hole for cable

Catalog #	Type	Qty
65674	Small 110V Plugout	1
65675	Large 220 / 500V Plugout	1



Electrical / Pneumatic Plug Lockout

- Accommodates electrical plugs up to 3.5 in. dia. and 5 in. long as well as male air hose connectors
- Holes accommodate electrical cord or necked down pneumatic male fittings commonly attached to compressed air hose
- Works on 110V, 220V and 550V plugs
- Constructed of durable polystyrene

Catalog #	Type	Qty
PLO27E	Electrical / Pneumatic Plug Lockout	1



Hubbell Plugout™ Lockout

- Two sizes fit most heavy industrial plug applications
- Small dimensions: 4.25 in. x 7.31 in.; max. cord dia. of 1.2 in.; max. plug size of 2.75 in. x 4.75 in.
- Large dimensions: 6.31 in. x 12.47 in.; max. cord dia. of 1.46 in.; max. plug size 4.5 in. x 10.3 in.

Catalog #	Type	Qty
65695	Hubbell Plugout Lockout, Small	1
65968	Hubbell Plugout Lockout, Large	1



Detachable IEC Plug Lockout

- Plug and twist to prevent power going to the socket
- Durable, vibrant-orange nylon material
- Lightweight, compact size








Catalog #	Type	Qty.
148081	Detachable IEC Lockout	1

*Padlock not included

Confined Space Safety Covers

- ▶ Add an extra layer of security to confined space signs and tapes
- ▶ Restrict unauthorized access with high-visibility barriers, including lockable options
- ▶ Keep the focus on maintenance by keeping out litter, debris and animals



	Catalog no.	Sign Description	Size	Fits
Elastic Non-Lockable Covers				
	177438	Confined Space Enter By Permit Only	X-Small	Fits standard 18" opening
	177439	Confined Space Enter By Permit Only	Small	Fits standard 22" opening
	177440	Confined Space Enter By Permit Only	Medium	Fits standard 30" opening
	177441	Confined Space Enter By Permit Only	Large	Fits standard 36" opening
	177442	Confined Space Enter By Permit Only	X-Large	Fits standard 42" opening
Magnetic Non-Lockable Covers				
	177433	Confined Space Enter By Permit Only	X-Small	Fits up to 20" (508.0 mm) opening
	177434	Confined Space Enter By Permit Only	Small	Fits up to 20" (508.0 mm) opening
	177435	Confined Space Enter By Permit Only	Medium	Fits up to 28" (711.2 mm) opening
	177436	Confined Space Enter By Permit Only	Large	Fits up to 28" (711.2 mm) opening
	177437	Confined Space Enter By Permit Only	X-Large	Fits up to 34" (863.6 mm) opening
Polystyrene Manhole Signs				
	43754	DANGER Confined Space Enter By Permit Only Sign	21" x 30"	
	43753	DANGER Confined Space Entry Can Be Fatal Follow All Confined Space Entry Procedures Sign	21" x 30"	
	43760	CAUTION Confined Space Do Not Enter Without Obtaining Permit Sign	21" x 30"	
	43759	DANGER Confined Space Call Your Supervisor Sign	21" x 30"	
	47198	DANGER Confined Space Call Your Supervisor Sign	30.5" x 42"	

Lockout Tagout

▶ Show. And tell.

When it comes to versatility, tagout is a great choice. Why? This dual-purpose solution provides critical identification *and* is an OSHA-approved alternative to lockout. When used in tandem, a tag reinforces padlock security by alerting workers to a live lockout procedure and conveying critical identification information. This can include why a machine has been locked out, when the lock and tag were applied, and the name of the authorized person who locked and tagged out the system. But if padlocks aren't being used, tagout is approved by OSHA as a standalone alternative to lockout. This versatile, instant identification saves lives, time and costs, making tags a key part of any program.

- ▶ **Standard Lockout Tags**
- ▶ **Specialized Lockout Tags & Accessories**



OSHA keys to compliance: Tagout

Under OSHA 29 CFR 1910.147, the following requirements apply only to tags used as tagout devices (i.e., tags used alone without locks). Tags used in combination with locks are not required to meet the same restrictions as tagout-only devices.

Tagout devices must:

- ▶ Be provided by the employer
- ▶ Be standardized by size, shape or color
- ▶ Be distinguishable from tags used for other purposes
- ▶ Be understandable to all employees
- ▶ Identify the individual who applied the tag
- ▶ Withstand the usage environment to which they are exposed for the maximum period of time that exposure is intended. Tag should not deteriorate or the message become illegible when exposed to weather, wet or damp conditions, chemical or corrosive environments
- ▶ Employ a means of attachment that is substantial enough to prevent accidental removal. The means of attachment must be of a non-reusable type, attachable by hand, self-locking and non-releasable with a minimum pull force of 50 lbs.
- ▶ Warn against hazardous conditions if the machine or equipment is energized
- ▶ Tag shall also include a legend such as the following: Do Not Operate, Do Not Start, Do Not Open, Do Not Close, etc.



Standard Lockout Tags

Simple. Durable. Effective.

When it comes to safety identification, don't risk mixed messages. Jobs to be done change. Equipment changes. And workers change. That's why tags from Brady give you the write-on options you can use again and again to ensure your team has the tools it needs.

Ordering tags is as easy as 1-2-3

1 Choose your material



Heavy-Duty Polyester

- Follow industry best practice by making these employee-assigned tags and having employees update information regularly
- Durable polyester laminate completely encapsulates and protects graphics
- Designed to withstand moisture, grease, chemicals and extreme temperatures
- Accepts pencil, pen and marker. Pen and marker can be completely erased using isopropyl alcohol
- When following the tagout regulation, these tags exceed OSHA's 50 lb. pull force requirement, withstanding up to 80 lbs. of pull force
- Tag size 5.75 in. x 3 in.
- 0.375 in. dia. heavy-duty brass grommet
- Includes OSHA-compliant nylon fasteners
- 2-year outdoor fade resistance



Economy Polyester

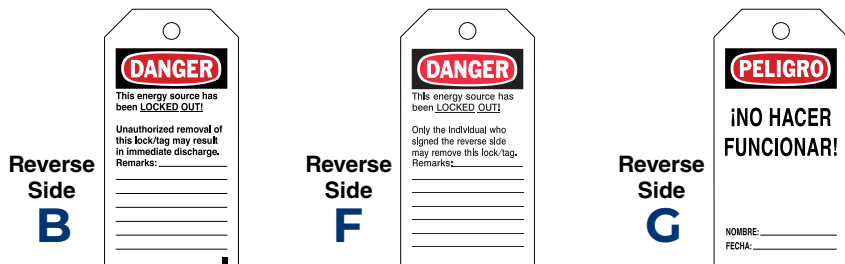
- Versatile option can be used for most applications identifying a padlock or tagging out an isolation point
- Easy-to-write-on rigid polyester surface stays legible longer than cardstock
- When following the tagout regulation, these tags exceed OSHA's 50 lb. pull force requirement for tagout devices
- Tag size 5.75 in. x 3 in.
- 0.375 in. dia. rolled brass eyelet accepts most padlock shackles
- Includes OSHA-compliant nylon fasteners
- Provides good outdoor UV resistance and 3-5 year outdoor fade resistance



Cardstock

- Cost-effective tags are ideal for single-use equipment for lockout identification and make a great option for contractors
- Does NOT meet OSHA 50 lb. pull test for tagout devices, but can be used in conjunction with locks
- Tag size 5.75 in. x 3 in.
- 0.375 in. dia. rolled brass eyelet accepts most padlock shackles
- Includes attachment strings

2 Select reverse-side legend



3 Find and order by part number



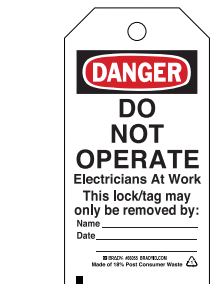
Catalog #	Reverse Legend	Qty.
Heavy-Duty Polyester		
65520	Side B	25
65525	Side F	25
65671	Side G	25
Economy Polyester		
66063	Side B	25
66064	Side F	25
66065	Side G	25
Cardstock		
65451	Side B	25
65452	Side F	25
65453	Side G	25

Catalog #	Reverse Legend	Qty.
Heavy-Duty Polyester		
65502	Side B	25
65535	Side F	25
65670	Side G	25
Economy Polyester		
66050	Side B	25
66051	Side F	25
66052	Side G	25
Cardstock		
65407	Side B	25
65408	Side F	25
65440	Side G	25

Catalog #	Reverse Legend	Qty.
Heavy-Duty Polyester		
65515	Side B	25
65524	Side F	25
133489	Side G	25
Economy Polyester		
66061	Side B	25
66062	Side F	25
133490	Side G	25
Cardstock		
133491	Side B	25
65450	Side F	25
133492	Side G	25

Catalog #	Reverse Legend	Qty.
Heavy-Duty Polyester		
65526	Side B	25
65527	Side F	25
133493	Side G	25
Economy Polyester		
66066	Side B	25
66067	Side F	25
133494	Side G	25
Cardstock		
65454	Side B	25
65455	Side F	25
133495	Side G	25

Catalog #	Reverse Legend	Qty.
Heavy-Duty Polyester		
65505	Side B	25
65523	Side F	25
133496	Side G	25
Economy Polyester		
133497	Side B	25
133498	Side F	25
133499	Side G	25
Cardstock		
65445	Side B	25
65446	Side F	25
133544	Side G	25



Catalog #	Reverse Legend	Qty.
Heavy-Duty Polyester		
65503	Side B	25
65521	Side F	25
133545	Side G	25
Economy Polyester		
66053	Side B	25
66054	Side F	25
133546	Side G	25
Cardstock		
65441	Side B	25
65442	Side F	25
133547	Side G	25

Catalog #	Reverse Legend	Qty.
Heavy-Duty Polyester		
65504	Side B	25
65522	Side F	25
133548	Side G	25
Economy Polyester		
66055	Side B	25
66056	Side F	25
133549	Side G	25
Cardstock		
65443	Side B	25
65444	Side F	25
133550	Side G	25

Catalog #	Reverse Legend	Qty.
Heavy-Duty Polyester		
133551	Side B	25
133552	Side F	25
133553	Side G	25
Economy Polyester		
50198	Side B	25
50199	Side F	25
133554	Side G	25
Cardstock		
133555	Side B	25
50250	Side F	25
133556	Side G	25

Catalog #	Reverse Legend	Qty.
Heavy-Duty Polyester		
65506	Side B	25
65534	Side F	25
133557	Side G	25
Economy Polyester		
133558	Side B	25
66060	Side F	25
133559	Side G	25
Cardstock		
65447	Side B	25
65448	Side F	25
133560	Side G	25

Catalog #	Reverse Legend	Qty.
Heavy-Duty Polyester		
133561	Side B	25
50258	Side F	25
133562	Side G	25
Economy Polyester		
133563	Side B	25
133564	Side F	25
133565	Side G	25
Cardstock		
50261	Side B	25
133566	Side F	25
133567	Side G	25



Specialized Lockout Tags & Accessories

Built for the work you do

Jobs to be done are never one size fits all. Harsh environments, multilingual workforces and on-the-go tasks mean you need adaptable tags that fit the way your work. Find them and more with specialized tags and accessories.

Ensure clear, legible labels and tags ... every time

What can derail an effective lockout tagout program in your facility? A few overlooked tail-end tasks, including bad handwriting and incomplete information. But thanks to a Brady printer, this speed bump is easily removed. Get the labels and tags you need with information printed cleanly and clearly. Plus, printing on-demand could save you money over time versus pre-printed labels and tags.

- ▶ **Talk to your Brady representative to find the printer that's right for you. Or learn more at BradyID.com/Printers.**



Customer favorite!

RipTag™ Safety Tag Rolls

- Complete and convenient take-it-with-you system for tagging
- Includes a bulk roll of tags that easily tear off and cable ties for quick attachment
- B-851 polyester tags comply with OSHA's 50 lb. pull force regulation for lockout tagout



Easy access cable tie compartment



150502 5.75 in x 3 in 250/roll
150501 5.75 in x 3 in 100/roll



150504 5.75 in x 3 in 250/roll
150503 5.75 in x 3 in 100/roll



ToughWash® Metal-Detectable Tags

- ToughWash B-869 polypropylene tags feature in-molded, protected graphics for use in harsh washdown environments
- With metal and X-ray detectable properties, these tags won't compromise your food safety
- Durable plastic-encapsulated material withstands harsh washdown environments with temperatures up to 175° F (80° C) and pressure up to 1500 PSI
- Includes 10 metal-detectable cable ties



145766 5 in. x 3 in. 10 pk



145767 5 in. x 3 in. 10 pk



145768 5 in. x 3 in. 10 pk



145769 5 in. x 3 in. 10 pk



Extra Metal Detectable Ties

145588 7 in. ToughWash Ties 10 pk
145589 7 in. ToughWash Ties 100 pk



Spanish Lockout Tags

- **B-837 Heavy-Duty Laminated Polyester Tags** meet OSHA's 50 lb. pull force requirement and have superior chemical resistance and 2 year outdoor fade resistance. Nylon ties included.
- **B-851 Economy Polyester Tags** meet OSHA's 50 lb. pull force requirement, have moderate chemical resistance and 3-5 year outdoor fade resistance. Nylon ties included.
- **B-853 Cardstock Tags** are an economical, yet durable material option. Attachment strings included.



98219 5.75 in. x 3 in. B-837 25/pk



121514 5.75 in. x 3 in. B-851 25/pk
Includes self-laminate flap to protect face of tag and photo.



121515 5.75 in. x 3 in. B-837 25/pk
121516 5.75 in. x 3 in. B-851 25/pk
121517 5.75 in. x 3 in. B-853 25/pk



121518 5.75 in. x 3 in. B-837 25/pk
121519 5.75 in. x 3 in. B-851 25/pk
121520 5.75 in. x 3 in. B-853 25/pk



Mini Safety Lockout Tags

- Heavy-duty plastic tag includes metal grommet for added durability
- Small size makes them ideal for use within electrical panels
- Fasteners sold separately

Catalog #	Description	Size	Qty.
148824	Mini Tag	2.5 in. x 2 in.	25
81762	Nylon Fasteners	7 in.	100



Self-Laminating Photo Tags

- Include employee photos for easy identification and greater impact
- Constructed of durable B-851 polyester
- Available with or without 1 mil polyester overlay on front
- Includes nylon fasteners

Catalog #	Description	Size	Qty.
65500	Unlaminated Photo Tag	5.75 in. x 3 in.	25
65501	Photo Tag w/ Laminate	5.75 in. x 3 in.	10
96222	Photo Tag w/ Laminate	7 in. x 4 in.	10



Detachable Key Stub Tags

- Perforated heavy cardstock tag with detachable key stub
- Matching identification numbers printed on each part
- Includes tie strings and rings for attaching stubs to keys

Catalog #	Legend	Size	Qty.
WKT2	Equipment Locked Out	5.75 in. x 3 in.	25
WKT3	Do Not Operate	5.75 in. x 3 in.	25



Padlock Tags

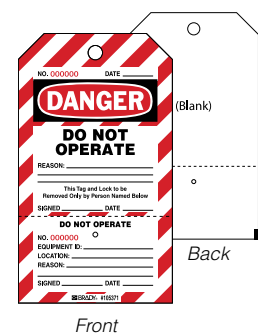
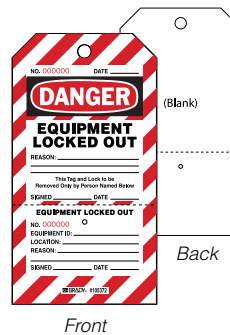
- 0.375 in. metal grommet that fits over most lock shackles
- Dimensions: 3 in. x 2 in. (grommet adds 1 in. to height)

Catalog #	Legend	Size	Qty.
105722	Equipment Locked Out	3 in. x 2 in. plus grommet	1
105723	Do Not Operate	3 in. x 2 in. plus grommet	1
105724	Do Not Operate English/Spanish	3 in. x 2 in. plus grommet	1

Two-Part Perforated Tags

- Remove stub when tag is installed. Only the employee in possession of the stub has the authority to remove. After job is completed, return stub to management for verification and monitoring of tagout activity
- Matching identification numbers printed on each part of tag

Catalog #	Legend	B-#	Size	Qty.
PLL2	Locked Out	B-851 polyester	7.5 in. x 4 in.	25
CLT2	Locked Out	B-853 cardstock	7.5 in. x 4 in.	25
PLL4	Do Not Operate	B-851 polyester	7.5 in. x 4 in.	25
CLT4	Do Not Operate	B-853 cardstock	7.5 in. x 4 in.	25







Energy Source Tags

Effectively mark your facility's points of control for energy sources. This OSHA best practice helps make the lockout process quicker, safer and easier.





- ▶ 1.5 in. x 3 in. tags are constructed with B-401 rigid plastic for long life
- ▶ Rounded corners and one hole included
- ▶ Choice of number legends supports machines with multiple energy points
- ▶ Can be customized to meet your specific application



	Catalog #	Legend	Color	Qty.
Control Panel				
	105634	CP-1	Orange on White	5
	105674	CP-1	Orange on White	25
	105635	CP-2	Orange on White	5
	105675	CP-2	Orange on White	25
	105636	CP-3	Orange on White	5
	105676	CP-3	Orange on White	25
	105637	CP-4	Orange on White	5
	105677	CP-4	Orange on White	25
	105638	CP-5	Orange on White	5
	105673	CP-5	Orange on White	25
Electrical				
	105639	E-1	Red on White	5
	105679	E-1	Red on White	25
	105640	E-2	Red on White	5
	105680	E-2	Red on White	25
	105641	E-3	Red on White	5
	105681	E-3	Red on White	25
	105642	E-4	Red on White	5
	105682	E-4	Red on White	25
	105643	E-5	Red on White	5
	105683	E-5	Red on White	25
Gas				
	105669	G-1	Purple on White	5
	105709	G-1	Purple on White	25
	105670	G-2	Purple on White	5
	105710	G-2	Purple on White	25
	105671	G-3	Purple on White	5
	105711	G-3	Purple on White	25
	105672	G-4	Purple on White	5
	105712	G-4	Purple on White	25
	105673	G-5	Purple on White	5
	105713	G-5	Purple on White	25
Pneumatic / Air				
	105654	P-1	White on Blue	5
	105694	P-1	White on Blue	25
	105655	P-2	White on Blue	5
	105695	P-2	White on Blue	25
	105656	P-3	White on Blue	5
	105696	P-3	White on Blue	25
	105657	P-4	White on Blue	5
	105697	P-4	White on Blue	25
	105658	P-5	White on Blue	5
	105698	P-5	White on Blue	25

Control Panel tags supplied with an adhesive back.

Electrical tags supplied with an adhesive back.

	Catalog #	Legend	Color	Qty.
Steam Red				
	105649	S-1	White on Red	5
	105689	S-1	White on Red	25
	105650	S-2	White on Red	5
	105690	S-2	White on Red	25
	105651	S-3	White on Red	5
	105691	S-3	White on Red	25
	105652	S-4	White on Red	5
	105692	S-4	White on Red	25
	105653	S-5	White on Red	5
	105693	S-5	White on Red	25
Steam Orange				
	105659	S-1	Black on Orange	5
	105699	S-1	Black on Orange	25
	105660	S-2	Black on Orange	5
	105700	S-2	Black on Orange	25
	105661	S-3	Black on Orange	5
	105701	S-3	Black on Orange	25
	105662	S-4	Black on Orange	5
	105702	S-4	Black on Orange	25
	105663	S-5	Black on Orange	5
	105703	S-5	Black on Orange	25
Valve				
	105664	V-1	Black on White	5
	105704	V-1	Black on White	25
	105665	V-2	Black on White	5
	105705	V-2	Black on White	25
	105666	V-3	Black on White	5
	105706	V-3	Black on White	25
	105667	V-4	Black on White	5
	105707	V-4	Black on White	25
	105668	V-5	Black on White	5
	105708	V-5	Black on White	25
Water				
	105644	W-1	White on Green	5
	105684	W-1	White on Green	25
	105645	W-2	White on Green	5
	105685	W-2	White on Green	25
	105646	W-3	White on Green	5
	105686	W-3	White on Green	25
	105647	W-4	White on Green	5
	105687	W-4	White on Green	25
	105648	W-5	White on Green	5
	105688	W-5	White on Green	25

Everything you need, all in one place

You've got a lot of jobs to do. Brady has a lot of ways to help you get them done. From fasteners and tag envelopes to additional OSHA safety tags, you're covered.

▶ [Learn more at BradyID.com/Tags](http://BradyID.com/Tags)





We make products that make the world a safer and more productive place. From the depths of the ocean to outer space, from the factory floor to the delivery room — **you can find us just about anywhere.**

► For more information or to learn more about our innovative products, visit BradyID.com or call 1-888-272-3946.

USA
Customer Service: 1-888-272-3946
BradyID.com

Canada
Customer Service: 1-800-263-6179
BradyCanada.ca

Mexico
Customer Service: 1-800-262-7777
Inside Sales: 1-800-262-7777 ext 177
BradyID.com.mx

